

CHAMPIONNAT DE FRANCE F4
HUNGARORING
RACE 1 (12 laps, 52,6 km. / Max. 25')

Provisional Classification

Drivers	Nat	Team	Vehicle	Class	Laps	Total Time	Gap	Kph	Best Lap		
									Lap	Time	Kph
1 7 Valentin MOINEAULT	FRA			SI	12	22:24.782	-	140.7	4	1:51.092	142.0
2 3 Nikita TROITCKII	RUS			SI	12	22:28.463	+3.681	140.4	5	1:51.291	141.7
3 11 Sacha FENESTRAZ	FRA			CJ	12	22:30.757	+5.975	140.1	5	1:51.528	141.4
4 5 Julien ANDLAUER	FRA			CJ	12	22:33.324	+8.542	139.8	7	1:51.603	141.3
5 21 Alexey KORNEEV	RUS			SI	12	22:34.295	+9.513	139.7	8	1:51.698	140.9
6 14 Simo LAAKSONEN	FIN			SI	12	22:40.582	+15.800	139.1	9	1:52.178	140.6
7 1 Julien DARRAS	FRA			SI	12	22:41.524	+16.742	139.0	9	1:52.351	140.4
8 27 Giuliano ALESI	FRA			CJ	12	22:42.025	+17.243	139.0	8	1:52.241	140.5
9 6 Louis GACHOT	GBR			CJ	12	22:43.349	+18.567	138.8	12	1:52.214	140.5
10 8 Gabriel AUBRY	FRA			SI	12	22:43.705	+18.923	138.8	8	1:51.637	141.3
11 17 Nerses ISAAKYAN	RUS			SI	12	22:48.104	+23.322	138.3	8	1:52.657	140.0
12 9 Reuben KRESSNER	SWE			SI	12	22:48.472	+23.690	138.3	7	1:52.433	140.3
13 16 Hugo SUGNOT-DARNICHE	FRA			CJ	12	22:49.156	+24.374	138.2	8	1:52.498	140.2
14 4 Yifei YE	CHN			CJ	12	22:51.978	+27.196	137.9	7	1:52.604	140.1
15 13 Kami LALIBERTE	CAN			CJ	12	22:57.097	+32.315	137.4	4	1:52.981	139.6
16 10 Michael BENYAHIA	USA			CJ	12	22:57.513	+32.731	137.4	4	1:52.745	139.9
17 19 Jose SIERRA	MEX			SI	12	23:00.932	+36.150	137.1	5	1:53.063	139.5
18 2 Théophile SENEGAS	FRA			SI	9	17:41.284	3 Laps	133.7	4	1:52.881	139.7
19 15 Axel MATUS	MEX			SI	5	9:39.634	7 Laps	136.0	3	1:52.558	140.1

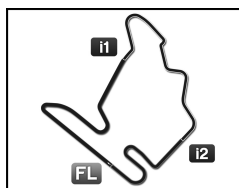
Pole Position	V. MOINEAULT	1:50.719	142.4 Kph
Fastest Lap	Lap 4 Valentin MOINEAULT	1:51.092	142.0 Kph

Published at:

Track Status: **DRY**

Race Director:

Timekeeper:



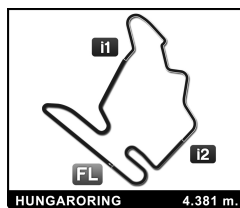
CHAMPIONNAT DE FRANCE F4
HUNGARORING
RACE 1

HUNGARORING 4.381 m.

Lap Chart

LAP

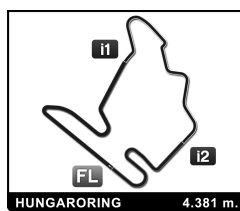
Nr	Pos	Grid	1	2	3	4	5	6	7	8	9	10	11	12
7	1	7	7	7	7	7	7	7	7	7	7	7	7	7
11	2	11	3	3	3	3	3	3	3	3	3	3	3	3
3	3	3	11	11	11	11	11	11	11	11	11	11	11	11
8	4	8	5	5	5	5	5	5	5	5	5	5	5	5
21	5	21	21	21	21	21	21	21	21	21	21	21	21	21
5	6	5	14	14	14	14	14	14	14	14	14	14	14	14
14	7	14	1	1	1	1	1	1	1	1	1	1	1	1
1	8	1	15	15	15	15	27	27	27	27	27	27	27	27
9	9	9	27	27	27	27	6	6	6	6	6	6	6	6
27	10	27	9	9	9	6	17	17	8	8	8	8	8	8
13	11	13	6	6	6	17	9	8	17	17	17	17	17	17
15	12	15	13	17	17	9	8	9	9	9	9	9	9	9
16	13	16	16	13	13	13	16	16	16	16	16	16	16	16
4	14	4	17	16	16	16	15	4	4	4	4	4	4	4
6	15	6	2	2	8	8	4	13	13	13	13	13	13	13
17	16	17	4	4	4	4	13	2	2	2	10	10	10	10
2	17	2	8	8	2	2	2	10	10	10	19	19	19	19
19	18	19	10	10	10	10	10	19	19	19	2			
10	19	10	19	19	19	19	19							



CHAMPIONNAT DE FRANCE F4
HUNGARORING
RACE 1

HUNGARORING 4.381 m. Best Sector Times

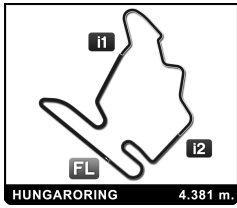
SECTOR 1			SECTOR 2			SECTOR 3			Pos	Driver	Ideal Lap	Best Lap
Pos	Driver	Time	Driver	Time	Driver	Time						
1	3 N.TROITCKII	40.473	11 S.FENESTRAZ	40.203	7 V.MOINEAULT	30.196	1	7 V.MOINEAULT	1'50.883	1:51.092	(1)	
2	7 V.MOINEAULT	40.482	7 V.MOINEAULT	40.205	3 N.TROITCKII	30.354	2	3 N.TROITCKII	1'51.075	1:51.291	(2)	
3	21 A.KORNEEV	40.593	3 N.TROITCKII	40.248	5 J.ANDLAUER	30.452	3	11 S.FENESTRAZ	1'51.418	1:51.528	(3)	
4	8 G.AUBRY	40.603	5 J.ANDLAUER	40.270	11 S.FENESTRAZ	30.481	4	5 J.ANDLAUER	1'51.552	1:51.603	(4)	
5	6 L.GACHOT	40.659	8 G.AUBRY	40.438	21 A.KORNEEV	30.487	5	8 G.AUBRY	1'51.573	1:51.637	(5)	
6	11 S.FENESTRAZ	40.734	21 A.KORNEEV	40.564	8 G.AUBRY	30.532	6	21 A.KORNEEV	1'51.644	1:51.898	(6)	
7	17 N.ISAAKYAN	40.738	14 S.LAAKSONEN	40.643	14 S.LAAKSONEN	30.569	7	6 L.GACHOT	1'52.008	1:52.214	(8)	
8	1 J.DARRAS	40.739	15 A.MATUS	40.676	6 L.GACHOT	30.572	8	14 S.LAAKSONEN	1'52.111	1:52.178	(7)	
9	10 M.BENYAHIA	40.747	9 R.KRESSNER	40.678	27 G.ALESI	30.625	9	27 G.ALESI	1'52.147	1:52.241	(9)	
10	27 G.ALESI	40.808	27 G.ALESI	40.714	4 Y.YE	30.671	10	9 R.KRESSNER	1'52.191	1:52.433	(11)	
11	16 H.SUGNOT-DARNICHE	40.809	16 H.SUGNOT-DARNICHE	40.770	13 K.LALIBERTE	30.683	11	1 J.DARRAS	1'52.274	1:52.351	(10)	
12	9 R.KRESSNER	40.814	6 L.GACHOT	40.777	9 R.KRESSNER	30.699	12	15 A.MATUS	1'52.281	1:52.558	(13)	
13	5 J.ANDLAUER	40.830	1 J.DARRAS	40.826	1 J.DARRAS	30.709	13	16 H.SUGNOT-DARNICHE	1'52.298	1:52.498	(12)	
14	15 A.MATUS	40.857	4 Y.YE	40.828	16 H.SUGNOT-DARNICHE	30.719	14	17 N.ISAAKYAN	1'52.413	1:52.657	(15)	
15	2 T.SENEGAS	40.888	17 N.ISAAKYAN	40.948	17 N.ISAAKYAN	30.727	15	4 Y.YE	1'52.413	1:52.604	(14)	
16	14 S.LAAKSONEN	40.899	19 J.SIERRA	41.035	19 J.SIERRA	30.734	16	10 M.BENYAHIA	1'52.606	1:52.745	(16)	
17	4 Y.YE	40.914	2 T.SENEGAS	41.058	15 A.MATUS	30.748	17	13 K.LALIBERTE	1'52.736	1:52.981	(18)	
18	13 K.LALIBERTE	40.977	13 K.LALIBERTE	41.076	10 M.BENYAHIA	30.755	18	19 J.SIERRA	1'52.783	1:53.063	(19)	
19	19 J.SIERRA	41.014	10 M.BENYAHIA	41.104	2 T.SENEGAS	30.865	19	2 T.SENEGAS	1'52.811	1:52.881	(17)	



CHAMPIONNAT DE FRANCE F4
HUNGARORING
RACE 1

Fastest Lap Sequence

Practice Time	Driver	Team	Car	Class	Time	Kph	Lap
3:50.479	7 Valentin MOINEAULT			SI	1:52.043	140.8	2
5:41.887	7 Valentin MOINEAULT			SI	1:51.408	141.6	3
7:32.979	7 Valentin MOINEAULT			SI	1:51.092	142.0	4

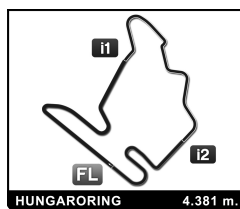


CHAMPIONNAT DE FRANCE F4
HUNGARORING
RACE 1

Analysis by lap

Lapped

Nr	Lap Time	Gap	Nr	Lap Time	Gap	Nr	Lap Time	Gap	Nr	Lap Time	Gap	Nr	Lap Time	Gap			
Lap 1			13	1:53.208	10.359	14	1:53.325	9.759	3	1:51.871	3.234	Lap 12					
7	1:58.436		16	1:52.686	10.966	1	1:52.953	10.080	11	1:51.638	4.909	7	1:51.620		3	1:52.173	3.681
3	1:59.098	0.662	8	1:52.376	12.095	27	1:52.438	11.491	5	1:52.202	7.500	11	1:52.100	5.975	5	1:52.264	8.542
11	1:59.595	1.159	4	1:53.853	13.203	6	1:52.303	13.184	21	1:52.029	8.567	21	1:52.096	9.513	14	1:52.178	13.394
5	1:59.884	1.448	2	1:54.810	13.886	17	1:53.056	14.763	14	1:52.178	13.394	1	1:52.351	14.058	27	1:52.343	15.008
21	2:00.370	1.934	10	1:54.318	14.547	8	1:52.080	15.241	1	1:52.351	14.058	6	1:52.736	16.895	6	1:52.214	18.567
14	2:00.963	2.527	19	1:54.893	15.528	9	1:53.204	16.011	27	1:52.343	15.008	17	1:53.021	19.768	8	1:52.043	18.923
1	2:01.733	3.297	Lap 4			16	1:52.720	16.536	6	1:52.736	16.895	14	1:52.582	15.800			
15	2:02.534	4.098	7	1:51.092		4	1:52.848	18.232	8	1:52.184	17.267	1	1:52.592	16.742	27	1:52.640	17.243
27	2:02.911	4.475	3	1:51.709	1.854	13	1:54.148	21.167	17	1:53.021	19.768	6	1:52.214	18.567	6	1:52.214	18.567
9	2:03.378	4.942	11	1:51.743	2.798	2	1:54.258	21.619	9	1:52.818	20.121	8	1:52.043	18.923	17	1:53.375	23.322
6	2:04.002	5.566	5	1:51.943	3.680	10	1:54.159	21.989	16	1:53.112	21.124	9	1:53.219	23.690	9	1:53.219	23.690
13	2:04.429	5.993	21	1:52.240	4.706	19	1:53.476	22.414	4	1:53.010	22.858	16	1:52.896	24.374	16	1:52.896	24.374
16	2:05.097	6.661	14	1:52.557	6.350	Lap 7			13	1:53.387	27.635	4	1:53.093	27.196			
17	2:05.292	6.856	1	1:52.540	6.903	7	1:51.293		10	1:53.184	28.232	19	1:53.179	32.315	4	1:53.093	27.196
2	2:05.791	7.355	15	1:52.604	8.404	3	1:51.656	2.285	19	1:55.350	30.738	13	1:53.161	32.315	10	1:53.179	32.315
4	2:06.180	7.744	27	1:52.273	8.867	11	1:51.672	3.877	2	2:17.276	51.897	10	1:53.179	32.315	19	1:53.916	36.150
8	2:06.587	8.151	6	1:53.296	11.008	5	1:51.603	5.927	Lap 10			7	1:51.730				
10	2:06.790	8.354	17	1:53.508	11.579	21	1:52.113	7.160	7	1:51.730		3	1:51.955	3.459			
19	2:07.298	8.862	9	1:54.829	12.151	14	1:52.651	11.117	3	1:51.955	3.459	11	1:52.175	5.354			
Lap 2			13	1:52.981	12.248	1	1:52.867	11.654	11	1:52.175	5.354	5	1:51.976	7.746			
7	1:52.043		16	1:53.054	12.928	27	1:52.746	12.944	5	1:51.976	7.746	21	1:51.990	8.827			
3	1:52.222	0.841	8	1:52.096	13.099	6	1:52.285	14.176	14	1:52.500	14.164	14	1:52.500	14.164			
11	1:52.380	1.496	4	1:52.810	14.921	8	1:52.018	15.966	1	1:52.656	14.984	1	1:52.656	14.984			
5	1:52.519	1.924	2	1:52.881	15.675	17	1:53.140	16.610	27	1:52.299	15.577	27	1:52.299	15.577			
21	1:52.941	2.832	10	1:52.745	16.200	9	1:52.433	17.151	6	1:52.527	17.692	6	1:52.527	17.692			
14	1:53.170	3.654	19	1:54.034	18.470	16	1:52.791	18.034	8	1:52.496	18.033	8	1:52.496	18.033			
1	1:53.022	4.276	Lap 5			4	1:52.604	19.543	17	1:52.788	20.826	17	1:52.788	20.826			
15	1:53.687	5.742	7	1:51.487		13	1:53.591	23.465	9	1:53.016	21.407	9	1:53.016	21.407			
27	1:53.810	6.242	3	1:51.291	1.658	2	1:53.500	23.826	16	1:53.014	22.408	16	1:53.014	22.408			
9	1:53.669	6.568	11	1:51.528	2.839	10	1:53.573	24.269	4	1:53.662	24.790	4	1:53.662	24.790			
6	1:53.585	7.108	5	1:51.998	4.191	19	1:53.521	24.642	13	1:53.361	29.266	13	1:53.361	29.266			
17	1:52.833	7.646	21	1:52.019	5.238	Lap 8			10	1:53.287	29.789	10	1:53.287	29.789			
13	1:54.609	8.559	14	1:52.679	7.542	7	1:51.370		19	1:53.373	32.381	19	1:53.373	32.381			
16	1:55.070	9.688	1	1:52.819	8.235	3	1:51.598	2.513	Lap 11			7	1:52.045				
2	1:55.172	10.484	27	1:52.781	10.161	11	1:51.914	4.421	3	1:51.714	3.128	11	1:52.186	5.495			
4	1:55.057	10.758	6	1:52.468	11.989	5	1:51.891	6.448	5	1:52.197	7.898	5	1:52.197	7.898			
8	1:55.019	11.127	17	1:52.723	12.815	21	1:51.898	7.688	21	1:52.255	9.037	21	1:52.255	9.037			
10	1:55.326	11.637	9	1:53.251	13.915	14	1:52.619	12.366	14	1:52.719	14.838	14	1:52.719	14.838			
19	1:55.224	12.043	8	1:52.657	14.269	1	1:52.573	12.857	1	1:52.831	15.770	1	1:52.831	15.770			
Lap 3			16	1:53.483	14.924	27	1:52.241	13.815	27	1:52.691	16.223	27	1:52.691	16.223			
7	1:51.408		15	1:58.251	15.168	6	1:52.503	15.309	6	1:52.326	17.973	6	1:52.326	17.973			
3	1:51.804	1.237	4	1:53.058	16.492	8	1:51.637	16.233	8	1:52.512	18.500	8	1:52.512	18.500			
11	1:52.059	2.147	13	1:57.366	18.127	17	1:52.657	17.897	17	1:52.786	21.567	17	1:52.786	21.567			
5	1:52.313	2.829	2	1:54.281	18.469	9	1:52.672	18.453	9	1:52.729	22.091	9	1:52.729	22.091			
21	1:52.134	3.558	10	1:54.225	18.938	16	1:52.498	19.162	16	1:52.735	23.098	16	1:52.735	23.098			
14	1:52.639	4.885	19	1:53.063	20.046	4	1:52.825	20.998	4	1:52.978	25.723	4	1:52.978	25.723			
1	1:52.587	5.455	Lap 6			13	1:53.303	25.398	13	1:53.553	30.774	13	1:53.553	30.774			
15	1:52.558	6.892	7	1:51.108		2	1:53.315	25.771	10	1:53.428	31.172	10	1:53.428	31.172			
27	1:52.852	7.686	3	1:51.372	1.922	10	1:53.299	26.198	19	1:53.518	33.854	19	1:53.518	33.854			
9	1:53.254	8.414	11	1:51.767	3.498	19	1:53.266	26.538	Lap 9			7	1:51.150				
6	1:53.104	8.804	5	1:52.534	5.617	Lap 9			Lap 9								
17	1:52.925	9.163	21	1:52.210	6.340	7	1:51.150		Lap 9								

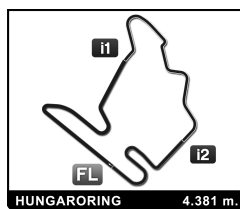


CHAMPIONNAT DE FRANCE F4
HUNGARORING
RACE 1

Analysis

■ Personal Best ■ Session Best B Crossing the finish line in pit lane

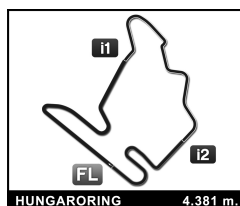
Lap	Time	Sector 1	Sector 2	Sector 3	Kph	Elapsed	Lap	Time	Sector 1	Sector 2	Sector 3	Kph	Elapsed
1 Julien DARRAS FRA							12	1:53.093	41.149	41.084	30.860	139.5	22:51.978
1	2:01.733	48.538	42.183	31.012	129.6	2:01.733							
2	1:53.022	41.144	40.982	30.896	139.5	3:54.755							
3	1:52.587	40.949	40.831	30.807	140.1	5:47.342							
4	1:52.540	40.903	40.928	30.709	140.1	7:39.882							
5	1:52.819	40.949	40.956	30.914	139.8	9:32.701							
6	1:52.953	40.815	41.197	30.941	139.6	11:25.654							
7	1:52.867	40.964	41.190	30.713	139.7	13:18.521							
8	1:52.573	40.739	41.051	30.783	140.1	15:11.094							
9	1:52.351	40.807	40.826	30.718	140.4	17:03.445							
10	1:52.656	40.912	40.895	30.849	140.0	18:56.101							
11	1:52.831	40.840	41.050	30.941	139.8	20:48.932							
12	1:52.592	40.893	40.952	30.747	140.1	22:41.524							
2 Théophile SENEGAS FRA													
1	2:05.791	50.551	43.152	32.088	125.4	2:05.791							
2	1:55.172	42.109	41.840	31.223	136.9	4:00.963							
3	1:54.810	42.260	41.534	31.016	137.4	5:55.773							
4	1:52.881	40.958	41.058	30.865	139.7	7:48.654							
5	1:54.281	41.170	42.154	30.957	138.0	9:42.935							
6	1:54.258	41.520	41.369	31.369	138.0	11:37.193							
7	1:53.500	40.888	41.564	31.048	139.0	13:30.693							
8	1:53.315	41.199	41.075	31.041	139.2	15:24.008							
9	2:17.276 B	41.059	53.502	42.715	114.9	17:41.284							
3 Nikita TROITCKII RUS													
1	1:59.098	46.376	41.818	30.904	132.4	1:59.098							
2	1:52.222	40.857	40.738	30.627	140.5	3:51.320							
3	1:51.804	40.683	40.452	30.669	141.1	5:43.124							
4	1:51.709	40.721	40.464	30.524	141.2	7:34.833							
5	1:51.291	40.589	40.276	30.426	141.7	9:26.124							
6	1:51.372	40.576	40.248	30.548	141.6	11:17.496							
7	1:51.656	40.473	40.614	30.569	141.3	13:09.152							
8	1:51.598	40.557	40.495	30.546	141.3	15:00.750							
9	1:51.871	40.594	40.683	30.594	141.0	16:52.621							
10	1:51.955	40.666	40.792	30.497	140.9	18:44.576							
11	1:51.714	40.605	40.755	30.354	141.2	20:36.290							
12	1:52.173	40.630	40.933	30.610	140.6	22:28.463							
4 Yifei YE CHN													
1	2:06.180	50.633	43.487	32.060	125.0	2:06.180							
2	1:55.057	41.891	42.022	31.144	137.1	4:01.237							
3	1:53.853	41.558	41.250	31.045	138.5	5:55.090							
4	1:52.810	41.074	40.851	30.885	139.8	7:47.900							
5	1:53.058	40.941	41.362	30.755	139.5	9:40.958							
6	1:52.848	41.000	40.945	30.903	139.8	11:33.806							
7	1:52.604	40.914	40.828	30.862	140.1	13:26.410							
8	1:52.825	41.068	41.086	30.671	139.8	15:19.235							
9	1:53.010	41.114	41.165	30.731	139.6	17:12.245							
10	1:53.662	41.304	41.358	31.000	138.8	19:05.907							
11	1:52.978	41.210	41.045	30.723	139.6	20:58.885							
5 Julien ANDLAUER FRA													
1	1:59.884	47.125	41.621	31.138	131.6	1:59.884							
2	1:52.519	41.174	40.604	30.741	140.2	3:52.403							
3	1:52.313	40.896	40.405	31.012	140.4	5:44.716							
4	1:51.943	40.830	40.369	30.744	140.9	7:36.659							
5	1:51.998	41.062	40.300	30.636	140.8	9:28.657							
6	1:52.534	41.001	40.664	30.869	140.1	11:21.191							
7	1:51.603	40.881	40.270	30.452	141.3	13:12.794							
8	1:51.891	40.870	40.531	30.490	141.0	15:04.685							
9	1:52.202	40.851	40.552	30.799	140.6	16:56.887							
10	1:51.976	40.935	40.518	30.523	140.8	18:48.863							
11	1:52.197	41.058	40.658	30.481	140.6	20:41.060							
12	1:52.264	41.053	40.664	30.547	140.5	22:33.324							
6 Louis GACHOT GBR													
1	2:04.002	49.722	42.939	31.341	127.2	2:04.002							
2	1:53.585	41.013	41.321	31.251	138.9	3:57.587							
3	1:53.104	40.998	41.172	30.934	139.4	5:50.691							
4	1:53.296	41.333	41.237	30.726	139.2	7:43.987							
5	1:52.468	40.947	40.934	30.587	140.2	9:36.455							
6	1:52.303	40.722	40.790	30.791	140.4	11:28.758							
7	1:52.285	40.705	40.917	30.663	140.5	13:21.043							
8	1:52.503	40.866	40.899	30.738	140.2	15:13.546							
9	1:52.736	40.876	40.849	31.011	139.9	17:06.282							
10	1:52.527	40.888	40.928	30.711	140.2	18:58.809							
11	1:52.326	40.977	40.777	30.572	140.4	20:51.135							
12	1:52.214	40.659	40.791	30.764	140.5	22:43.349							
7 Valentin MOINEAULT FRA													
1	1:58.436	46.173	41.483	30.780	133.2	1:58.436							
2	1:52.043	40.950	40.632	30.461	140.8	3:50.479							
3	1:51.408	40.657	40.404	30.347	141.6	5:41.887							
4	1:51.092	40.652	40.205	30.235	142.0	7:32.979							
5	1:51.487	40.690	40.469	30.328	141.5	9:24.466							
6	1:51.108	40.482	40.314	30.312	141.9	11:15.574							
7	1:51.293	40.593	40.438	30.262	141.7	13:06.867							
8	1:51.370	40.554	40.515	30.301	141.6	14:58.237							
9	1:51.150	40.490	40.464	30.196	141.9	16:49.387							
10	1:51.730	40.564	40.771	30.395	141.2	18:41.117							
11	1:52.045	40.783	40.763	30.499	140.8	20:33.162							
12	1:51.620	40.603	40.682	30.335	141.3	22:24.782							
8 Gabriel AUBRY FRA													
1	2:06.587	53.991	41.146	31.450	124.6	2:06.587							
2	1:55.019	41.642	42.209	31.168	137.1	4:01.606							
3	1:52.376	40.881	40.860	30.635	140.3	5:53.982							
4	1:52.096	40.928	40.590	30.578	140.7	7:46.078							
5	1:52.657	41.089	41.015	30.553	140.0	9:38.735							
6	1:52.080	40.726	40.749	30.605	140.7	11:30.815							
7	1:52.018	40.656	40.800	30.562	140.8	13:22.833							



CHAMPIONNAT DE FRANCE F4
HUNGARORING
RACE 1

Analysis

Personal Best							Session Best					B Crossing the finish line in pit lane								
Lap	Time	Sector 1	Sector 2	Sector 3	Kph	Elapsed	Lap	Time	Sector 1	Sector 2	Sector 3	Kph	Elapsed	Lap	Time	Sector 1	Sector 2	Sector 3	Kph	Elapsed
9 Reuben KRESSNER SWE																				
8	1:51.637	40.667	40.438	30.532	141.3	15:14.470	4	1:52.981	41.027	41.238	30.716	139.6	7:45.227							
9	1:52.184	40.845	40.504	30.835	140.6	17:06.654	5	1:57.366	41.595	44.593	31.178	134.4	9:42.593							
10	1:52.496	40.861	40.875	30.760	140.2	18:59.150	6	1:54.148	41.671	41.279	31.198	138.2	11:36.741							
11	1:52.512	40.884	41.084	30.544	140.2	20:51.662	7	1:53.591	41.010	41.462	31.119	138.8	13:30.332							
12	1:52.043	40.803	40.711	30.729	140.8	22:43.705	8	1:53.303	40.977	41.415	30.911	139.2	15:23.635							
1	2:03.378	49.536	42.567	31.275	127.8	2:03.378	9	1:53.387	41.147	41.491	30.749	139.1	17:17.022							
2	1:53.669	41.260	41.138	31.271	138.8	3:57.047	10	1:53.361	41.081	41.362	30.918	139.1	19:10.383							
3	1:53.254	41.322	40.893	31.039	139.3	5:50.301	11	1:53.553	41.157	41.416	30.980	138.9	21:03.936							
4	1:54.829	42.255	41.526	31.048	137.3	7:45.130	12	1:53.161	40.997	41.331	30.833	139.4	22:57.097							
5	1:53.251	41.575	40.977	30.699	139.3	9:38.381														
6	1:53.204	41.449	40.829	30.926	139.3	11:31.585														
7	1:52.433	40.891	40.678	30.864	140.3	13:24.018														
8	1:52.672	40.887	40.730	31.055	140.0	15:16.690														
9	1:52.818	40.859	40.861	31.098	139.8	17:09.508														
10	1:53.016	41.112	40.838	31.066	139.6	19:02.524														
11	1:52.729	40.814	40.924	30.991	139.9	20:55.253														
12	1:53.219	40.915	40.893	31.411	139.3	22:48.472														
14 Simo LAAKSONEN FIN																				
1	2:00.963	48.340	41.842	30.781	130.4	2:00.963														
2	1:53.170	41.320	40.961	30.889	139.4	3:54.133														
3	1:52.639	40.949	40.880	30.810	140.0	5:46.772														
4	1:52.557	41.063	40.925	30.569	140.1	7:39.329														
5	1:52.679	41.145	40.850	30.684	140.0	9:32.008														
6	1:53.325	40.948	41.414	30.963	139.2	11:25.333														
7	1:52.651	40.964	41.026	30.661	140.0	13:17.984														
8	1:52.619	40.899	41.036	30.684	140.0	15:10.603														
9	1:52.178	40.923	40.643	30.612	140.6	17:02.781														
10	1:52.500	41.032	40.887	30.581	140.2	18:55.281														
11	1:52.719	41.133	40.926	30.660	139.9	20:48.000														
12	1:52.582	41.024	40.883	30.675	140.1	22:40.582														
15 Axel MATUS MEX																				
1	2:02.534	48.728	42.365	31.441	128.7	2:02.534														
2	1:53.687	41.245	41.209	31.233	138.7	3:56.221														
3	1:52.558	40.857	40.809	30.892	140.1	5:48.779														
4	1:52.604	40.958	40.898	30.748	140.1	7:41.383														
5	1:58.251 B	40.928	40.676	36.647	133.4	9:39.634														
16 Hugo SUGNOT-DARNICHE FRA																				
1	2:05.097	49.160	43.904	32.033	126.1	2:05.097														
2	1:55.070	42.804	41.386	30.880	137.1	4:00.167														
3	1:52.686	41.066	40.787	30.833	140.0	5:52.853														
4	1:53.054	41.035	40.999	31.020	139.5	7:45.907														
5	1:53.483	41.530	41.234	30.719	139.0	9:39.390														
6	1:52.720	41.156	40.819	30.745	139.9	11:32.110														
7	1:52.791	40.924	40.868	30.999	139.8	13:24.901														
8	1:52.498	40.809	40.770	30.919	140.2	15:17.399														
9	1:53.112	41.251	40.993	30.868	139.4	17:10.511														
10	1:53.014	41.223	40.907	30.884	139.6	19:03.525														
11	1:52.735	41.004	40.929	30.802	139.9	20:56.260														
12	1:52.896	41.123	40.860	30.913	139.7	22:49.156														
17 Nerses ISAAKYAN RUS																				
1	2:05.292	50.084	43.284	31.924	125.9	2:05.292														
2	1:52.833	41.151	40.955	30.727	139.8	3:58.125														
3	1:52.925	41.016	41.049	30.860	139.7	5:51.050														
4	1:53.508	41.298	41.410	30.800	138.9	7:44.558														
5	1:52.723	40.981	40.976	30.766	139.9	9:37.281														
6	1:53.056	40.943	41.117	30.996	139.5	11:30.337														
11 Sacha FENESTRAZ FRA																				
1	1:59.595	46.834	41.691	31.070	131.9	1:59.595														
2	1:52.380	41.077	40.509	30.794	140.3	3:51.975														
3	1:52.059	40.739	40.472	30.848	140.7	5:44.034														
4	1:51.743	40.784	40.454	30.505	141.1	7:35.777														
5	1:51.528	40.790	40.203	30.535	141.4	9:27.305														
6	1:51.767	40.830	40.380	30.557	141.1	11:19.072														
7	1:51.672	40.813	40.378	30.481	141.2	13:10.744														
8	1:51.914	40.746	40.479	30.689	140.9	15:02.658														
9	1:51.638	40.734	40.336	30.568	141.3	16:54.296														
10	1:52.175	40.867	40.560	30.748	140.6	18:46.471														
11	1:52.186	40.833	40.518	30.835	140.6	20:38.657														
12	1:52.100	40.810	40.644	30.646	140.7	22:30.757														
13 Kami LALIBERTE CAN																				
1	2:04.429	49.990	43.130	31.309	126.8	2:04.429														
2	1:54.609	42.850	41.076	30.683	137.6	3:59.038														
3	1:53.208	41.068	41.117	31.023	139.3	5:52.246														



CHAMPIONNAT DE FRANCE F4
HUNGARORING
RACE 1

Analysis

■ Personal Best ■ Session Best B Crossing the finish line in pit lane

Lap	Time	Sector 1	Sector 2	Sector 3	Kph	Elapsed	Lap	Time	Sector 1	Sector 2	Sector 3	Kph	Elapsed
7	1:53.140	40.904	40.948	31.288	139.4	13:23.477							
8	1:52.657	40.738	41.100	30.819	140.0	15:16.134							
9	1:53.021	40.947	41.089	30.985	139.5	17:09.155							
10	1:52.788	41.033	41.003	30.752	139.8	19:01.943							
11	1:52.786	40.904	40.977	30.905	139.8	20:54.729							
12	1:53.375	40.984	41.129	31.262	139.1	22:48.104							

19 Jose SIERRA MEX

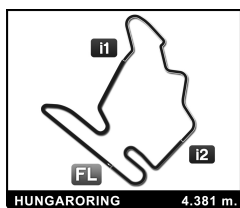
1	2:07.298	51.021	43.903	32.374	123.9	2:07.298
2	1:55.224	41.527	42.541	31.156	136.9	4:02.522
3	1:54.893	41.267	42.222	31.404	137.3	5:57.415
4	1:54.034	41.519	41.520	30.995	138.3	7:51.449
5	1:53.063	41.179	41.150	30.734	139.5	9:44.512
6	1:53.476	41.045	41.364	31.067	139.0	11:37.988
7	1:53.521	41.355	41.285	30.881	138.9	13:31.509
8	1:53.266	41.374	41.035	30.857	139.2	15:24.775
9	1:55.350	41.193	42.182	31.975	136.7	17:20.125
10	1:53.373	41.014	41.363	30.996	139.1	19:13.498
11	1:53.518	41.338	41.372	30.808	138.9	21:07.016
12	1:53.916	41.125	41.500	31.291	138.4	23:00.932

21 Alexey KORNEEV RUS

1	2:00.370	47.534	41.696	31.140	131.0	2:00.370
2	1:52.941	40.958	41.088	30.895	139.6	3:53.311
3	1:52.134	40.593	40.668	30.873	140.6	5:45.445
4	1:52.240	40.716	40.999	30.525	140.5	7:37.685
5	1:52.019	40.726	40.745	30.548	140.8	9:29.704
6	1:52.210	40.721	40.792	30.697	140.6	11:21.914
7	1:52.113	40.841	40.772	30.500	140.7	13:14.027
8	1:51.898	40.801	40.564	30.533	140.9	15:05.925
9	1:52.029	40.820	40.642	30.567	140.8	16:57.954
10	1:51.990	40.823	40.680	30.487	140.8	18:49.944
11	1:52.255	40.752	40.864	30.639	140.5	20:42.199
12	1:52.096	40.832	40.610	30.654	140.7	22:34.295

27 Giuliano ALESI FRA

1	2:02.911	48.887	42.687	31.337	128.3	2:02.911
2	1:53.810	41.148	41.233	31.429	138.6	3:56.721
3	1:52.852	40.994	40.944	30.914	139.8	5:49.573
4	1:52.273	40.929	40.719	30.625	140.5	7:41.846
5	1:52.781	41.009	40.865	30.907	139.8	9:34.627
6	1:52.438	40.817	40.887	30.734	140.3	11:27.065
7	1:52.746	40.951	40.989	30.806	139.9	13:19.811
8	1:52.241	40.833	40.714	30.694	140.5	15:12.052
9	1:52.343	40.808	40.792	30.743	140.4	17:04.395
10	1:52.299	40.885	40.727	30.687	140.4	18:56.694
11	1:52.691	40.820	40.972	30.899	140.0	20:49.385
12	1:52.640	40.854	40.977	30.809	140.0	22:42.025



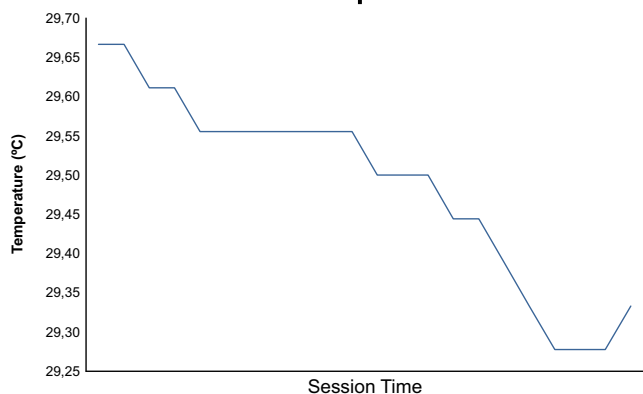
HUNGARORING

CHAMPIONNAT DE FRANCE F4

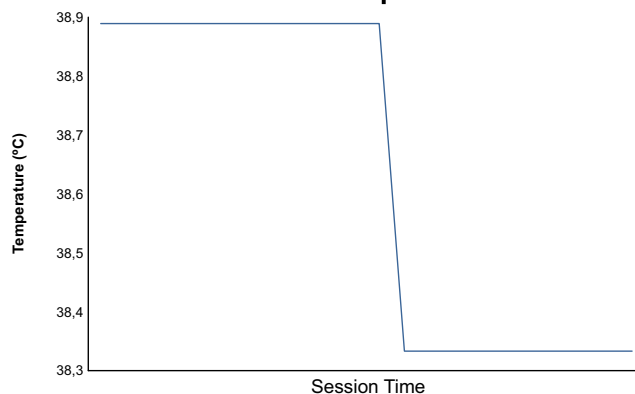
RACE 1

Weather Report

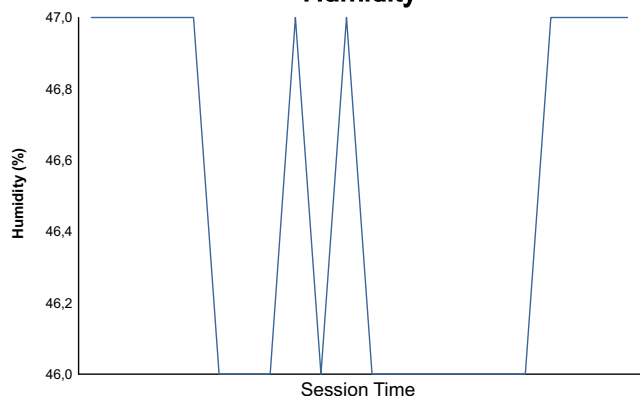
Air Temperature



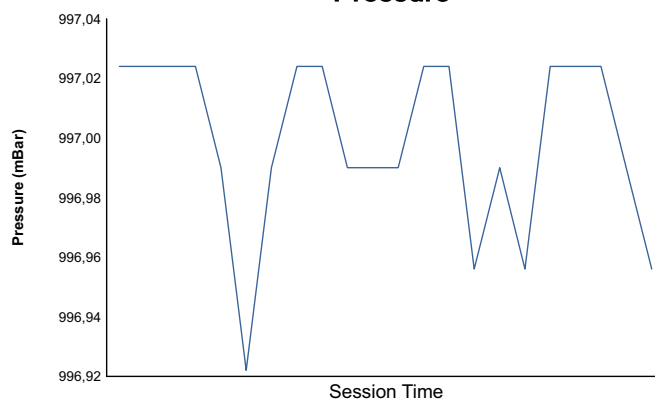
Track Temperature



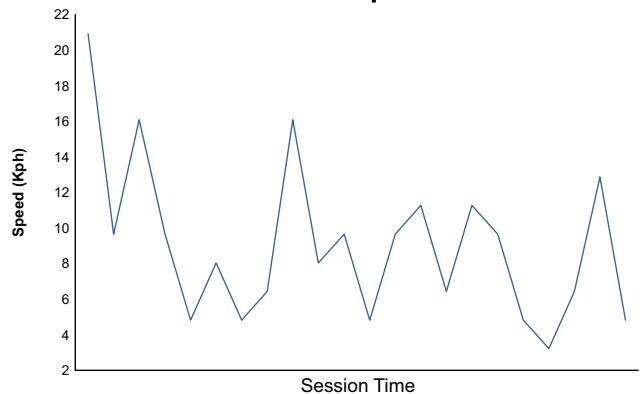
Humidity



Pressure

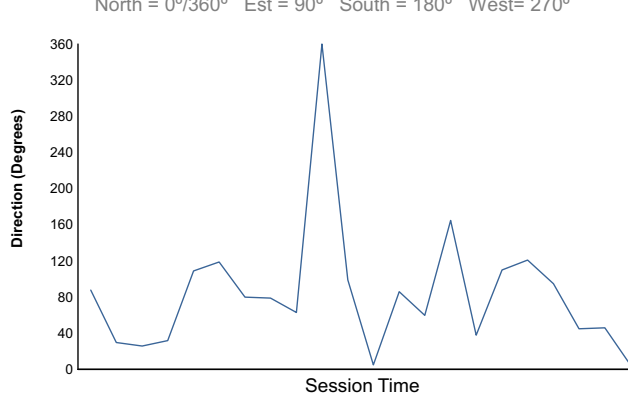


Wind Speed



Wind direction

North = 0°/360° Est = 90° South = 180° West = 270°



Track Status:

DRY