

CHAMPIONNAT DE FRANCE F4  
HUNGARORING  
RACE 2 (12 laps, 52,6 km. / Max. 25')

Provisional Classification

Drivers	Nat	Team	Vehicle	Class	Laps	Total Time	Gap	Kph	Best Lap		
									Lap	Time	Kph
1 8 Gabriel AUBRY	FRA			SI	12	22:36.287	-	139.5	5	1:51.857	141.0
2 1 Julien DARRAS	FRA			SI	12	22:40.648	+4.361	139.1	8	1:52.144	140.6
3 21 Alexey KORNEEV	RUS			SI	12	22:41.058	+4.771	139.1	7	1:52.062	140.7
4 14 Simo LAAKSONEN	FIN			SI	12	22:41.512	+5.225	139.0	7	1:51.883	141.0
5 5 Julien ANDLAUER	FRA			CJ	12	22:46.400	+10.113	138.5	7	1:52.420	140.3
6 6 Louis GACHOT	GBR			CJ	12	22:48.360	+12.073	138.3	8	1:52.445	140.3
7 7 Valentin MOINEAULT	FRA			SI	12	22:48.639	+12.352	138.3	6	1:52.227	140.5
8 16 Hugo SUGNOT-DARNICHE	FRA			CJ	12	22:52.205	+15.918	137.9	7	1:52.436	140.3
9 11 Sacha FENESTRAZ	FRA			CJ	12	22:54.727	+18.440	137.7	6	1:53.173	139.4
10 15 Axel MATUS	MEX			SI	12	22:55.367	+19.080	137.6	12	1:52.542	140.1
11 17 Nerses ISAAKYAN	RUS			SI	12	22:56.949	+20.662	137.4	9	1:53.140	139.4
12 13 Kami LALIBERTE	CAN			CJ	12	22:57.927	+21.640	137.4	9	1:52.897	139.7
13 10 Michael BENYAHIA	USA			CJ	12	22:58.292	+22.005	137.3	6	1:52.720	139.9
14 4 Yifei YE	CHN			CJ	12	22:58.670	+22.383	137.3	6	1:52.738	139.9
15 19 Jose SIERRA	MEX			SI	12	23:01.039	+24.752	137.0	8	1:53.068	139.5
16 27 Giuliano ALESÌ	FRA			CJ	8	16:05.300	4 Laps	130.7	6	1:52.485	140.2
17 3 Nikita TROITCKII	RUS			SI	7	13:56.284	5 Laps	132.0	3	1:53.485	139.0
18 9 Reuben KRESSNER	SWE			SI	5	9:49.667	7 Laps	133.7	4	1:53.751	138.7
19 2 Théophile SENEGAS	FRA			SI							

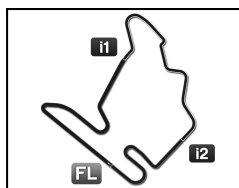
Pole Position	G. AUBRY		
Fastest Lap	Lap 5	Gabriel AUBRY	1:51.857 141.0 Kph

Published at: .....

Track Status: **DRY**

Race Director:

Timekeeper:

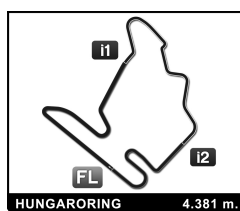


CHAMPIONNAT DE FRANCE F4  
HUNGARORING  
RACE 2

HUNGARORING 4.381 m. Lap Chart

LAP

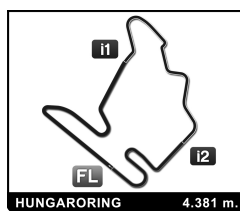
Nr	Pos	Grid	1	2	3	4	5	6	7	8	9	10	11	12
8	1	8	8	1	1	8	8	8	8	8	8	8	8	8
6	2	6	6	8	8	1	1	1	1	1	1	1	1	1
27	3	27	1	6	6	21	21	21	21	21	21	21	21	21
1	4	1	21	3	3	14	14	14	14	14	14	14	14	14
14	5	14	3	21	21	5	5	5	5	5	5	5	5	5
21	6	21	14	14	14	6	6	6	6	6	6	6	6	6
5	7	5	5	5	5	16	7	7	7	7	7	7	7	7
11	8	11	27	27	27	11	16	16	16	16	16	16	16	16
3	9	3	11	11	16	7	11	11	11	11	11	11	11	11
7	10	7	17	17	11	17	17	17	17	17	17	17	15	15
17	11	17	16	16	17	9	13	13	13	13	13	13	17	17
9	12	9	7	7	7	3	15	15	15	15	15	15	13	13
16	13	16	9	9	9	13	10	10	10	10	10	10	10	10
4	14	4	13	13	13	15	4	4	4	4	4	4	4	4
13	15	13	10	10	10	10	19	19	19	19	19	19	19	19
10	16	10	15	15	15	4	9	3	27	27				
19	17	19	4	19	4	19	3	27	3					
2	18	2	19	4	19	27								
15	19	15												



CHAMPIONNAT DE FRANCE F4  
HUNGARORING  
RACE 2

HUNGARORING 4.381 m. Best Sector Times

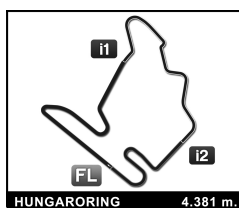
SECTOR 1			SECTOR 2			SECTOR 3			Pos	Driver	Ideal Lap	Best Lap
Pos	Driver	Time	Driver	Time	Driver	Time						
1	10 M.BENYAHIA	40.698	8 G.AUBRY	40.370	7 V.MOINEAULT	30.378	1	8 G.AUBRY	1'51.670	1:51.857	(1)	
2	21 A.KORNEEV	40.725	21 A.KORNEEV	40.448	14 S.LAAKSONEN	30.420	2	21 A.KORNEEV	1'51.733	1:52.062	(3)	
3	1 J.DARRAS	40.759	14 S.LAAKSONEN	40.547	8 G.AUBRY	30.504	3	14 S.LAAKSONEN	1'51.783	1:51.883	(2)	
4	7 V.MOINEAULT	40.779	1 J.DARRAS	40.653	5 J.ANDLAUER	30.532	4	7 V.MOINEAULT	1'51.960	1:52.227	(5)	
5	8 G.AUBRY	40.796	15 A.MATUS	40.685	6 L.GACHOT	30.545	5	1 J.DARRAS	1'51.993	1:52.144	(4)	
6	14 S.LAAKSONEN	40.816	5 J.ANDLAUER	40.730	21 A.KORNEEV	30.560	6	5 J.ANDLAUER	1'52.174	1:52.420	(6)	
7	6 L.GACHOT	40.859	13 K.LALIBERTE	40.781	1 J.DARRAS	30.581	7	15 A.MATUS	1'52.276	1:52.542	(10)	
8	13 K.LALIBERTE	40.870	4 Y.YE	40.796	16 H.SUGNOT-DARNICHE	30.611	8	6 L.GACHOT	1'52.290	1:52.445	(8)	
9	15 A.MATUS	40.874	27 G.ALESI	40.803	13 K.LALIBERTE	30.646	9	13 K.LALIBERTE	1'52.297	1:52.897	(13)	
10	17 N.ISAACYAN	40.897	7 V.MOINEAULT	40.803	27 G.ALESI	30.685	10	10 M.BENYAHIA	1'52.435	1:52.720	(11)	
11	19 J.SIERRA	40.897	16 H.SUGNOT-DARNICHE	40.870	15 A.MATUS	30.717	11	16 H.SUGNOT-DARNICHE	1'52.436	1:52.436	(7)	
12	4 Y.YE	40.899	6 L.GACHOT	40.886	11 S.FENESTRAZ	30.749	12	27 G.ALESI	1'52.474	1:52.485	(9)	
13	5 J.ANDLAUER	40.912	10 M.BENYAHIA	40.935	4 Y.YE	30.782	13	4 Y.YE	1'52.477	1:52.738	(12)	
14	3 N.TROITCKII	40.946	11 S.FENESTRAZ	40.973	10 M.BENYAHIA	30.802	14	17 N.ISAACYAN	1'52.797	1:53.140	(15)	
15	16 H.SUGNOT-DARNICHE	40.955	9 R.KRESSNER	40.981	19 J.SIERRA	30.835	15	19 J.SIERRA	1'52.825	1:53.088	(14)	
16	27 G.ALESI	40.986	17 N.ISAACYAN	41.052	17 N.ISAACYAN	30.848	16	3 N.TROITCKII	1'52.926	1:53.485	(17)	
17	9 R.KRESSNER	41.016	3 N.TROITCKII	41.053	3 N.TROITCKII	30.927	17	11 S.FENESTRAZ	1'52.954	1:53.173	(16)	
18	11 S.FENESTRAZ	41.232	19 J.SIERRA	41.093	9 R.KRESSNER	30.998	18	9 R.KRESSNER	1'52.995	1:53.751	(18)	



**CHAMPIONNAT DE FRANCE F4**  
**HUNGARORING**  
**RACE 2**

**Fastest Lap Sequence**

Practice Time	Driver	Team	Car	Class	Time	Kph	Lap
3:53.622	<b>1 Julien DARRAS</b>			SI	<b>1:53.395</b>	139.1	2
5:46.408	<b>1 Julien DARRAS</b>			SI	<b>1:52.786</b>	139.8	3
5:46.651	<b>8 Gabriel AUBRY</b>			SI	<b>1:52.488</b>	140.2	3
7:38.907	<b>8 Gabriel AUBRY</b>			SI	<b>1:52.256</b>	140.5	4
7:42.060	<b>21 Alexey KORNEEV</b>			SI	<b>1:52.235</b>	140.5	4
9:30.764	<b>8 Gabriel AUBRY</b>			SI	<b>1:51.857</b>	141.0	5

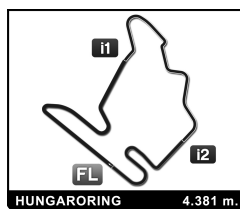


CHAMPIONNAT DE FRANCE F4  
HUNGARORING  
RACE 2

Analysis by lap

Lapped

Nr	Lap Time	Gap	Nr	Lap Time	Gap	Nr	Lap Time	Gap	Nr	Lap Time	Gap	Nr	Lap Time	Gap
<b>Lap 1</b>			10	1:54.060	7.778	13	1:52.916	13.138	13	1:52.897	16.331			
			15	1:53.506	8.082	15	1:52.805	13.429	15	1:52.706	16.684			
8	1:59.834		4	1:53.204	8.427	10	1:52.720	13.808	10	1:52.766	17.300			
6	1:59.885	0.051	19	1:54.255	9.222	4	1:52.738	14.217	4	1:53.026	17.901			
1	2:00.227	0.393	<b>Lap 4</b>			19	1:53.461	16.318	19	1:53.117	20.283			
21	2:00.622	0.788	8	1:52.256		3	1:54.666	25.688	<b>Lap 10</b>					
3	2:01.107	1.273	1	1:53.536	1.037	27	1:52.485	29.476	8	1:52.551				
14	2:01.600	1.766	21	1:52.235	3.153	<b>Lap 7</b>			1	1:52.694	3.234			
5	2:01.932	2.098	14	1:52.881	4.024	8	1:51.866		21	1:52.485	3.635			
27	2:02.222	2.388	5	1:52.918	4.459	1	1:52.516	2.867	14	1:52.154	4.223			
11	2:02.422	2.588	6	1:55.180	5.540	21	1:52.062	3.831	5	1:53.245	8.253			
17	2:02.775	2.941	16	1:54.069	7.289	14	1:51.883	4.687	6	1:53.268	10.648			
16	2:03.169	3.335	11	1:53.969	7.660	5	1:52.420	6.515	7	1:53.310	11.090			
7	2:03.471	3.637	7	1:53.525	7.880	6	1:52.673	9.072	16	1:53.804	14.165			
9	2:03.988	4.154	17	1:54.055	8.237	7	1:52.721	9.486	11	1:53.635	16.015			
13	2:04.816	4.982	9	1:53.751	8.492	16	1:52.436	10.634	17	1:53.563	16.519			
10	2:05.068	5.234	3	1:58.860	9.456	11	1:53.231	12.662	13	1:53.128	16.908			
15	2:05.385	5.551	13	1:54.956	9.932	17	1:53.434	13.571	15	1:53.189	17.322			
4	2:05.617	5.783	15	1:54.549	10.132	13	1:53.311	14.583	10	1:53.107	17.856			
19	2:05.963	6.129	10	1:55.170	10.449	15	1:53.108	14.671	4	1:52.833	18.183			
<b>Lap 2</b>			4	1:54.805	10.733	10	1:53.202	15.144	19	1:54.196	21.928			
1	1:53.395		19	1:54.410	11.133	4	1:53.351	15.702	<b>Lap 11</b>					
8	1:54.329	0.541	27	1:59.331	11.528	19	1:54.064	18.516	8	1:52.378				
6	1:55.789	2.052	<b>Lap 5</b>			27	1:52.793	30.403	1	1:53.222	4.078			
3	1:54.911	2.396	8	1:51.857		3	2:07.928	41.750	21	1:53.252	4.509			
21	1:55.706	2.706	1	1:52.541	1.721	<b>Lap 8</b>			14	1:53.037	4.882			
14	1:54.839	2.817	21	1:52.105	3.401	8	1:52.169		5	1:52.859	8.734			
5	1:55.006	3.316	14	1:52.272	4.439	1	1:52.144	2.842	6	1:53.153	11.423			
27	1:54.857	3.457	5	1:52.705	5.307	21	1:52.147	3.809	7	1:53.219	11.931			
11	1:54.913	3.713	6	1:53.096	6.779	14	1:52.375	4.893	16	1:53.160	14.947			
17	1:55.084	4.237	7	1:52.285	8.308	5	1:52.671	7.017	11	1:53.639	17.276			
16	1:54.992	4.539	16	1:53.851	9.283	6	1:52.445	9.348	15	1:53.980	18.924			
7	1:54.947	4.796	11	1:54.225	10.028	7	1:52.417	9.734	17	1:55.705	19.846			
9	1:55.118	5.484	17	1:53.965	10.345	16	1:52.760	11.225	13	1:55.675	20.205			
13	1:54.729	5.923	13	1:54.051	12.126	11	1:53.233	13.726	10	1:54.876	20.354			
10	1:55.058	6.504	15	1:54.253	12.528	17	1:53.234	14.636	4	1:55.134	20.939			
15	1:55.599	7.362	10	1:54.400	12.992	13	1:53.289	15.703	19	1:53.599	23.149			
19	1:55.412	7.753	4	1:54.507	13.383	15	1:53.745	16.247	<b>Lap 12</b>					
4	1:56.014	8.009	19	1:55.485	14.761	10	1:53.828	16.803	8	1:52.386				
<b>Lap 3</b>			9	2:02.268	18.903	4	1:53.611	17.144	1	1:52.669	4.361			
1	1:52.786		3	2:05.327	22.926	19	1:53.088	19.435	21	1:52.648	4.771			
8	1:52.488	0.243	27	2:09.224	28.895	27	2:20.363	58.597	14	1:52.729	5.225			
6	1:53.593	2.859	<b>Lap 6</b>			<b>Lap 9</b>			5	1:53.765	10.113			
3	1:53.485	3.095	8	1:51.904		8	1:52.269		6	1:53.036	12.073			
21	1:53.497	3.417	1	1:52.400	2.217	1	1:52.518	3.091	7	1:52.807	12.352			
14	1:53.611	3.642	21	1:52.138	3.635	21	1:52.161	3.701	16	1:53.357	15.918			
5	1:53.510	4.040	14	1:52.135	4.670	14	1:51.996	4.620	11	1:53.550	18.440			
27	1:54.025	4.696	5	1:52.558	5.961	5	1:52.811	7.559	15	1:52.542	19.080			
16	1:53.966	5.719	6	1:53.390	8.265	6	1:52.852	9.931	17	1:53.202	20.662			
11	1:55.263	6.190	7	1:52.227	8.631	7	1:52.866	10.331	13	1:53.821	21.640			
17	1:55.230	6.681	16	1:52.685	10.064	16	1:53.956	12.912	10	1:54.037	22.005			
7	1:54.844	6.854	11	1:53.173	11.297	11	1:53.474	14.931	4	1:53.830	22.383			
9	1:54.542	7.240	17	1:53.562	12.003	17	1:53.140	15.507	19	1:53.989	24.752			
13	1:54.338	7.475												

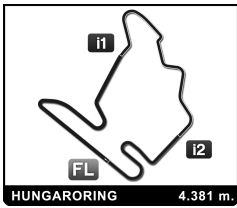


CHAMPIONNAT DE FRANCE F4  
HUNGARORING  
RACE 2

Analysis

■ Personal Best ■ Session Best B Crossing the finish line in pit lane

Lap	Time	Sector 1	Sector 2	Sector 3	Kph	Elapsed	Lap	Time	Sector 1	Sector 2	Sector 3	Kph	Elapsed
<b>1</b> Julien DARRAS FRA							<b>6</b> Louis GACHOT GBR						
1	2:00.227	46.899	42.006	31.322	131.2	2:00.227	1	1:59.885	46.399	41.865	31.621	131.6	1:59.885
2	1:53.395	41.376	41.167	30.852	139.1	3:53.622	2	1:55.789	42.136	42.208	31.445	136.2	3:55.674
3	1:52.786	41.049	40.855	30.882	139.8	5:46.408	3	1:53.593	41.160	41.477	30.956	138.8	5:49.267
4	1:53.536	41.880	40.929	30.727	138.9	7:39.944	4	1:55.180	43.026	41.293	30.861	136.9	7:44.447
5	1:52.541	40.959	40.840	30.742	140.1	9:32.485	5	1:53.096	41.275	40.899	30.922	139.5	9:37.543
6	1:52.400	41.011	40.683	30.706	140.3	11:24.885	6	1:53.390	41.516	41.161	30.713	139.1	11:30.933
7	1:52.516	40.810	40.939	30.767	140.2	13:17.401	7	1:52.673	41.039	41.089	<b>30.545</b>	140.0	13:23.606
8	<b>1:52.144</b>	40.910	<b>40.653</b>	<b>30.581</b>	140.6	15:09.545	8	<b>1:52.445</b>	40.871	<b>40.886</b>	30.688	140.3	15:16.051
9	1:52.518	40.923	40.812	30.783	140.2	17:02.063	9	1:52.852	40.961	41.150	30.741	139.8	17:08.903
10	1:52.694	40.793	41.080	30.821	140.0	18:54.757	10	1:53.268	41.318	41.331	30.619	139.2	19:02.171
11	1:53.222	40.902	41.618	30.702	139.3	20:47.979	11	1:53.153	40.966	41.492	30.695	139.4	20:55.324
12	1:52.669	<b>40.759</b>	41.084	30.826	140.0	22:40.648	12	1:53.036	<b>40.859</b>	41.352	30.825	139.5	22:48.360
<b>3</b> Nikita TROITCKII RUS							<b>7</b> Valentin MOINEAULT FRA						
1	2:01.107	48.338	41.477	31.292	130.2	2:01.107	1	2:03.471	49.539	42.739	31.193	127.7	2:03.471
2	1:54.911	41.214	42.450	31.247	137.3	3:56.018	2	1:54.947	41.368	42.851	30.728	137.2	3:58.418
3	<b>1:53.485</b>	41.102	41.456	<b>30.927</b>	139.0	5:49.503	3	1:54.844	41.337	41.794	31.713	137.3	5:53.262
4	1:58.860	46.219	41.201	31.440	132.7	7:48.363	4	1:53.525	41.059	40.959	31.507	138.9	7:46.787
5	2:05.327	<b>40.946</b>	<b>41.053</b>	43.328	125.8	9:53.690	5	1:52.285	41.038	40.869	<b>30.378</b>	140.5	9:39.072
6	1:54.666	41.299	41.633	31.734	137.5	11:48.356	6	<b>1:52.227</b>	40.909	<b>40.803</b>	30.515	140.5	11:31.299
7	2:07.928 B	42.012	42.761	43.155	123.3	13:56.284	7	1:52.721	40.820	41.344	30.557	139.9	13:24.020
<b>4</b> Yifei YE CHN							<b>8</b> Gabriel AUBRY FRA						
1	2:05.617	50.292	43.853	31.472	125.6	2:05.617	1	1:59.834	46.548	41.975	31.311	131.6	1:59.834
2	1:56.014	42.555	41.674	31.785	135.9	4:01.631	2	1:54.329	42.034	41.422	30.873	137.9	3:54.163
3	1:53.204	41.510	<b>40.796</b>	30.898	139.3	5:54.835	3	1:52.488	40.882	40.923	30.683	140.2	5:46.651
4	1:54.805	41.809	41.700	31.296	137.4	7:49.640	4	1:52.256	41.177	40.575	<b>30.504</b>	140.5	7:38.907
5	1:54.507	41.446	40.923	32.138	137.7	9:44.147	5	<b>1:51.857</b>	40.827	40.401	30.629	141.0	9:30.764
6	<b>1:52.738</b>	40.947	41.009	<b>30.782</b>	139.9	11:36.885	6	1:51.904	40.943	<b>40.370</b>	30.591	140.9	11:22.668
7	1:53.351	40.982	41.275	31.094	139.1	13:30.236	7	1:51.866	40.815	40.405	30.646	141.0	13:14.534
8	1:53.611	41.237	41.501	30.873	138.8	15:23.847	8	1:52.169	40.838	40.622	30.709	140.6	15:06.703
9	1:53.026	41.127	41.032	30.867	139.5	17:16.873	9	1:52.269	<b>40.796</b>	40.810	30.663	140.5	16:58.972
10	1:52.833	<b>40.899</b>	41.048	30.886	139.8	19:09.706	10	1:52.551	40.957	40.789	30.805	140.1	18:51.523
11	1:55.134	41.471	41.820	31.843	137.0	21:04.840	11	1:52.378	40.878	40.803	30.697	140.3	20:43.901
12	1:53.830	41.686	41.091	31.053	138.6	22:58.670	12	1:52.386	40.969	40.718	30.699	140.3	22:36.287
<b>5</b> Julien ANDLAUER FRA							<b>9</b> Reuben KRESSNER SWE						
1	2:01.932	48.467	41.914	31.551	129.3	2:01.932	1	2:03.988	49.813	42.781	31.394	127.2	2:03.988
2	1:55.006	41.686	42.161	31.159	137.1	3:56.938	2	1:55.118	41.209	42.911	<b>30.998</b>	137.0	3:59.106
3	1:53.510	41.399	41.413	30.698	138.9	5:50.448	3	1:54.542	<b>41.016</b>	41.817	31.709	137.7	5:53.648
4	1:52.918	41.352	40.880	30.686	139.7	7:43.366	4	<b>1:53.751</b>	41.636	<b>40.981</b>	31.134	138.7	7:47.399
5	1:52.705	41.189	<b>40.730</b>	30.786	139.9	9:36.071	5	2:02.268	41.330	41.448	39.490	129.0	9:49.667
6	1:52.558	41.232	40.794	<b>30.532</b>	140.1	11:28.629							
7	<b>1:52.420</b>	<b>40.912</b>	40.885	30.623	140.3	13:21.049							
8	1:52.671	41.097	40.893	30.681	140.0	15:13.720							
9	1:52.811	41.013	41.123	30.675	139.8	17:06.531							
10	1:53.245	41.041	41.429	30.775	139.3	18:59.776							
11	1:52.859	40.993	41.097	30.769	139.7	20:52.635							
12	1:53.765	41.327	41.601	30.837	138.6	22:46.400							
<b>10</b> Michael BENYAHIA USA													



CHAMPIONNAT DE FRANCE F4  
HUNGARORING  
RACE 2

Analysis

■ Personal Best ■ Session Best B Crossing the finish line in pit lane

Lap	Time	Sector 1	Sector 2	Sector 3	Kph	Elapsed
1	2:05.068	50.183	43.188	31.697	126.1	2:05.068
2	1:55.058	41.788	41.806	31.464	137.1	4:00.126
3	1:54.060	41.030	41.512	31.518	138.3	5:54.186
4	1:55.170	41.783	42.058	31.329	136.9	7:49.356
5	1:54.400	41.162	41.048	32.190	137.9	9:43.756
6	1:52.720	40.892	40.935	30.893	139.9	11:36.476
7	1:53.202	40.900	41.267	31.035	139.3	13:29.678
8	1:53.828	41.566	41.310	30.952	138.6	15:23.506
9	1:52.766	40.698	41.266	30.802	139.9	17:16.272
10	1:53.107	40.844	41.262	31.001	139.4	19:09.379
11	1:54.876	41.644	41.558	31.674	137.3	21:04.255
12	1:54.037	41.646	41.304	31.087	138.3	22:58.292

**11** Sacha FENESTRAZ FRA

Lap	Time	Sector 1	Sector 2	Sector 3	Kph	Elapsed
1	2:02.422	48.625	42.353	31.444	128.8	2:02.422
2	1:54.913	41.312	42.532	31.069	137.2	3:57.335
3	1:55.263	42.102	41.710	31.451	136.8	5:52.598
4	1:53.969	41.334	41.049	31.586	138.4	7:46.567
5	1:54.225	41.615	41.584	31.026	138.1	9:40.792
6	1:53.173	41.232	40.973	30.968	139.4	11:33.965
7	1:53.231	41.312	41.063	30.856	139.3	13:27.196
8	1:53.233	41.330	41.154	30.749	139.3	15:20.429
9	1:53.474	41.246	41.204	31.024	139.0	17:13.903
10	1:53.635	41.313	41.341	30.981	138.8	19:07.538
11	1:53.639	41.257	41.438	30.944	138.8	21:01.177
12	1:53.550	41.357	41.325	30.868	138.9	22:54.727

**13** Kami LALIBERTE CAN

Lap	Time	Sector 1	Sector 2	Sector 3	Kph	Elapsed
1	2:04.816	49.978	43.141	31.697	126.4	2:04.816
2	1:54.729	41.607	41.999	31.123	137.5	3:59.545
3	1:54.338	41.049	41.858	31.431	137.9	5:53.883
4	1:54.956	41.696	41.243	32.017	137.2	7:48.839
5	1:54.051	41.087	40.963	32.001	138.3	9:42.890
6	1:52.916	41.231	40.781	30.904	139.7	11:35.806
7	1:53.311	41.121	41.157	31.033	139.2	13:29.117
8	1:53.289	41.777	40.866	30.646	139.2	15:22.406
9	1:52.897	40.870	41.032	30.995	139.7	17:15.303
10	1:53.128	41.011	41.263	30.854	139.4	19:08.431
11	1:55.675	42.433	41.499	31.743	136.3	21:04.106
12	1:53.821	41.570	41.166	31.085	138.6	22:57.927

**14** Simo LAAKSONEN FIN

Lap	Time	Sector 1	Sector 2	Sector 3	Kph	Elapsed
1	2:01.600	47.731	41.905	31.964	129.7	2:01.600
2	1:54.839	41.224	42.366	31.249	137.3	3:56.439
3	1:53.611	41.736	41.006	30.869	138.8	5:50.050
4	1:52.881	41.225	41.100	30.556	139.7	7:42.931
5	1:52.272	40.952	40.758	30.562	140.5	9:35.203
6	1:52.135	40.952	40.665	30.518	140.6	11:27.338
7	1:51.893	40.884	40.547	30.452	141.0	13:19.221
8	1:52.375	41.001	40.792	30.582	140.3	15:11.596
9	1:51.996	40.847	40.729	30.420	140.8	17:03.592
10	1:52.154	40.816	40.753	30.585	140.6	18:55.746
11	1:53.037	40.937	41.448	30.652	139.5	20:48.783

**15** Axel MATUS MEX

Lap	Time	Sector 1	Sector 2	Sector 3	Kph	Elapsed
12	1:52.729	40.976	41.090	30.663	139.9	22:41.512
1	2:05.385	50.307	43.362	31.716	125.8	2:05.385
2	1:55.599	41.817	42.289	31.493	136.4	4:00.984
3	1:53.506	41.259	40.775	31.472	138.9	5:54.490
4	1:54.549	41.749	41.302	31.498	137.7	7:49.039
5	1:54.253	41.228	40.989	32.036	138.0	9:43.292
6	1:52.805	40.988	40.991	30.826	139.8	11:36.097
7	1:53.108	40.917	41.329	30.862	139.4	13:29.205
8	1:53.745	41.895	41.133	30.717	138.7	15:22.950
9	1:52.706	41.052	40.783	30.871	139.9	17:15.656
10	1:53.189	40.874	41.399	30.916	139.3	19:08.845
11	1:53.980	41.643	41.253	31.084	138.4	21:02.825
12	1:52.542	40.907	40.685	30.950	140.1	22:55.367

**16** Hugo SUGNOT-DARNICHE FRA

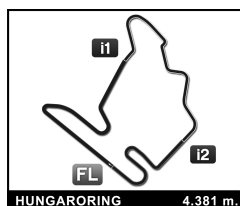
Lap	Time	Sector 1	Sector 2	Sector 3	Kph	Elapsed
1	2:03.169	49.264	42.639	31.266	128.0	2:03.169
2	1:54.992	41.367	42.755	30.870	137.2	3:58.161
3	1:53.966	41.431	41.662	30.873	138.4	5:52.127
4	1:54.069	41.270	41.341	31.458	138.3	7:46.196
5	1:53.851	41.125	42.000	30.726	138.5	9:40.047
6	1:52.685	41.145	40.895	30.645	140.0	11:32.732
7	1:52.436	40.955	40.870	30.611	140.3	13:25.168
8	1:52.760	41.134	40.943	30.683	139.9	15:17.928
9	1:53.956	41.035	41.632	31.289	138.4	17:11.884
10	1:53.804	41.256	41.663	30.885	138.6	19:05.688
11	1:53.160	41.026	41.305	30.829	139.4	20:58.848
12	1:53.357	41.075	41.422	30.860	139.1	22:52.205

**17** Nerses ISAAKYAN RUS

Lap	Time	Sector 1	Sector 2	Sector 3	Kph	Elapsed
1	2:02.775	48.832	42.729	31.214	128.5	2:02.775
2	1:55.084	41.209	42.906	30.969	137.0	3:57.859
3	1:55.230	41.355	41.625	32.250	136.9	5:53.089
4	1:54.055	41.737	41.052	31.266	138.3	7:47.144
5	1:53.965	41.326	41.563	31.076	138.4	9:41.109
6	1:53.562	41.311	41.215	31.036	138.9	11:34.671
7	1:53.434	41.022	41.456	30.956	139.0	13:28.105
8	1:53.234	40.897	41.392	30.945	139.3	15:21.339
9	1:53.140	40.930	41.236	30.974	139.4	17:14.479
10	1:53.563	40.948	41.625	30.990	138.9	19:08.042
11	1:55.705	42.264	41.354	32.087	136.3	21:03.747
12	1:53.202	41.057	41.297	30.848	139.3	22:56.949

**19** Jose SIERRA MEX

Lap	Time	Sector 1	Sector 2	Sector 3	Kph	Elapsed
1	2:05.963	50.742	43.900	31.321	125.2	2:05.963
2	1:55.412	41.861	41.721	31.830	136.7	4:01.375
3	1:54.255	42.107	41.207	30.941	138.0	5:55.630
4	1:54.410	41.539	41.490	31.381	137.9	7:50.040
5	1:55.485	41.500	42.205	31.780	136.6	9:45.525
6	1:53.461	41.089	41.217	31.155	139.0	11:38.986
7	1:54.064	41.609	41.488	30.967	138.3	13:33.050



CHAMPIONNAT DE FRANCE F4  
HUNGARORING  
RACE 2

Analysis

■ Personal Best   ■ Session Best   B Crossing the finish line in pit lane

Lap	Time	Sector 1	Sector 2	Sector 3	Kph	Elapsed	Lap	Time	Sector 1	Sector 2	Sector 3	Kph	Elapsed
8	1:53.088	40.897	41.271	30.920	139.5	15:26.138							
9	1:53.117	41.189	41.093	30.835	139.4	17:19.255							
10	1:54.196	41.197	41.731	31.268	138.1	19:13.451							
11	1:53.599	41.321	41.309	30.969	138.8	21:07.050							
12	1:53.989	41.192	41.298	31.499	138.4	23:01.039							

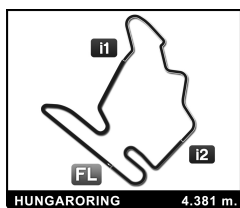
**21** Alexey KORNEEV RUS

1	2:00.622	47.077	42.173	31.372	130.8	2:00.622
2	1:55.706	41.543	42.258	31.905	136.3	3:56.328
3	1:53.497	41.549	41.005	30.943	139.0	5:49.825
4	1:52.235	40.869	40.806	30.560	140.5	7:42.060
5	1:52.105	40.844	40.604	30.657	140.7	9:34.165
6	1:52.138	40.820	40.572	30.746	140.6	11:26.303
7	1:52.062	40.825	40.448	30.789	140.7	13:18.365
8	1:52.147	40.813	40.582	30.752	140.6	15:10.512
9	1:52.161	40.725	40.667	30.769	140.6	17:02.673
10	1:52.485	40.980	40.740	30.765	140.2	18:55.158
11	1:53.252	40.781	41.717	30.754	139.3	20:48.410
12	1:52.648	40.791	41.102	30.755	140.0	22:41.058

**27** Giuliano ALESI FRA

1	2:02.222	48.613	42.089	31.520	129.0	2:02.222
2	1:54.857	41.185	42.173	31.499	137.3	3:57.079
3	1:54.025	41.508	41.552	30.965	138.3	5:51.104
4	1:59.331 B	41.353	41.419	36.559	132.2	7:50.435
5	2:09.224	57.483	40.859	30.882	122.0	9:59.659
6	1:52.485	40.997	40.803	30.685	140.2	11:52.144
7	1:52.793	40.986	40.904	30.903	139.8	13:44.937
8	2:20.363 B	44.012	46.446	49.905	112.4	16:05.300

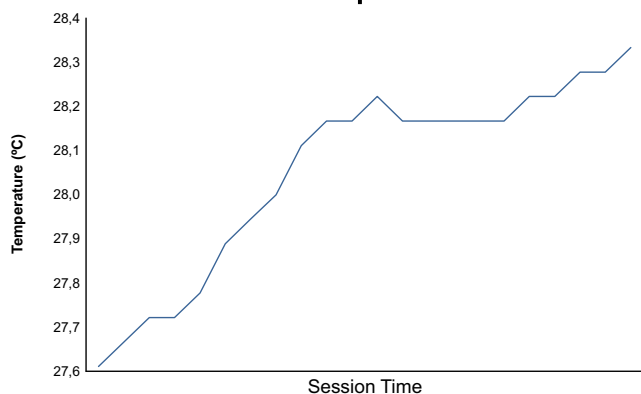




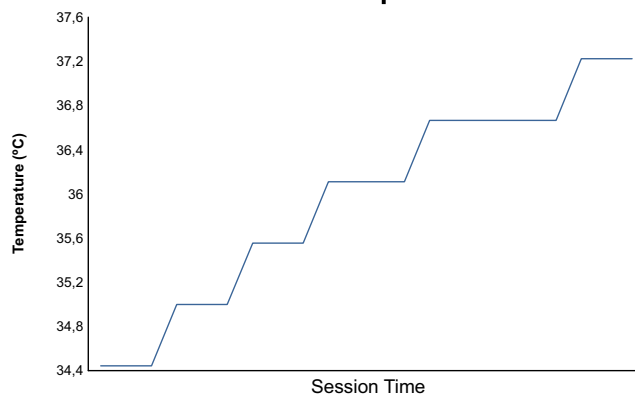
**HUNGARORING**  
CHAMPIONNAT DE FRANCE F4  
RACE 2

Weather Report

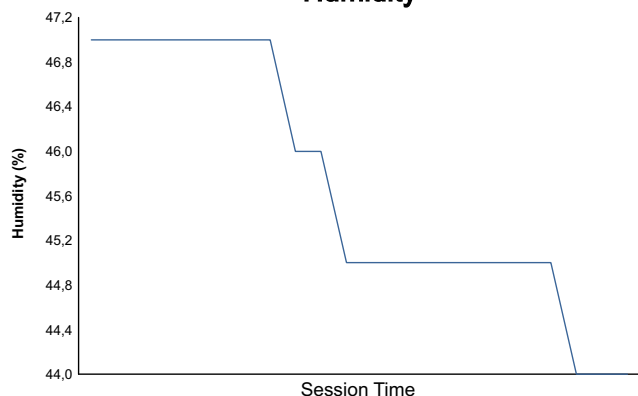
**Air Temperature**



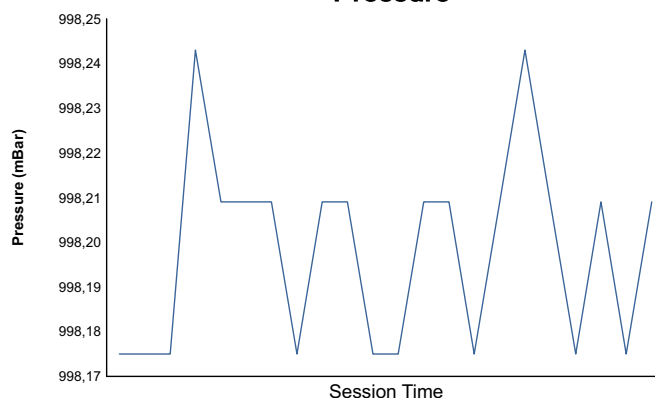
**Track Temperature**



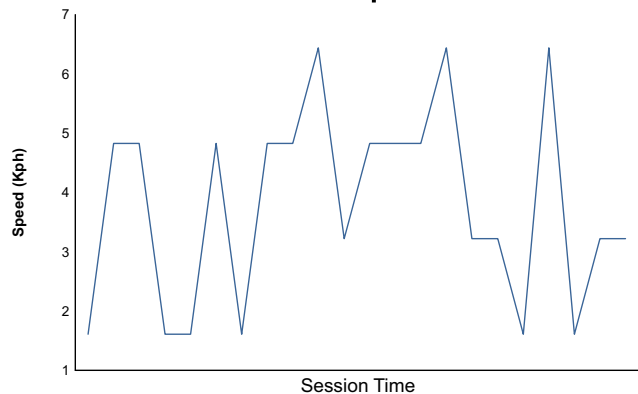
**Humidity**



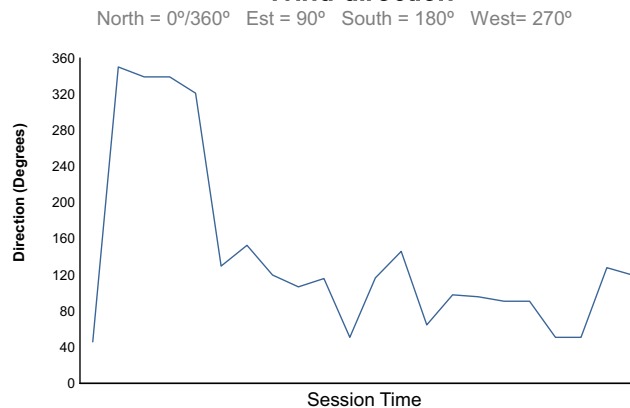
**Pressure**



**Wind Speed**



**Wind direction**



Track Status:

**DRY**