

CHAMPIONNAT DE FRANCE F4  
HUNGARORING  
QUALIFYING

Provisional Classification

Nr.	Driver	Nat	Team	Car	Time	Lap	Total	Gap	Kph
1	7 Valentin MOINEAULT	FRA		SI	1:50.683	4	13	-	142.5
2	11 Sacha FENESTRAZ	FRA		CJ	1:50.793	5	14	+0.110	142.4
3	8 Gabriel AUBRY	FRA		SI	1:50.795	6	10	+0.112	142.3
4	1 Julien DARRAS	FRA		SI	1:50.897	4	14	+0.214	142.2
5	3 Nikita TROITCKII	RUS		SI	1:51.006	9	12	+0.323	142.1
6	21 Alexey KORNEEV	RUS		SI	1:51.387	9	13	+0.704	141.6
7	5 Julien ANDLAUER	FRA		CJ	1:51.395	6	15	+0.712	141.6
8	16 Hugo SUGNOT-DARNICHE	FRA		CJ	1:51.510	5	14	+0.827	141.4
9	14 Simo LAAKSONEN	FIN		SI	1:51.526	6	14	+0.843	141.4
10	9 Reuben KRESSNER	SWE		SI	1:51.570	8	15	+0.887	141.4
11	27 Giuliano ALESI	FRA		CJ	1:51.579	6	13	+0.896	141.3
12	17 Nerses ISAAKYAN	RUS		SI	1:51.591	6	12	+0.908	141.3
13	4 Yifei YE	CHN		CJ	1:51.597	8	15	+0.914	141.3
14	13 Kami LALIBERTE	CAN		CJ	1:51.615	6	13	+0.932	141.3
15	6 Louis GACHOT	GBR		CJ	1:51.810	10	16	+1.127	141.1
16	15 Axel MATUS	MEX		SI	1:51.865	4	14	+1.182	141.0
17	2 Théophile SENEGAS	FRA		SI	1:52.389	8	12	+1.706	140.3
18	19 Jose SIERRA	MEX		SI	1:52.959	4	15	+2.276	139.6
19	10 Michael BENYAHIA	USA		CJ	1:53.013	5	16	+2.330	139.6

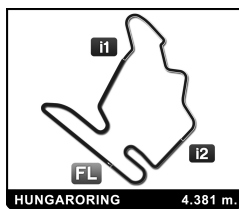
Fastest Lap	Lap 4	Valentin MOINEAULT	1:50.683	142.5 Kph
-------------	-------	--------------------	----------	-----------

Published at: .....

Track Status: **DRY**

Race Director:

Timekeeper:



**CHAMPIONNAT DE FRANCE F4**  
**HUNGARORING**  
**QUALIFYING**

Provisional Classification by 2nd Fastest Lap

Driver	Team	Vehicle	Time	Gap
1 7 Valentin MOINEAULT	SI		1:50.719	-
2 11 Sacha FENESTRAZ	CJ		1:50.956	+0.237 +0.237
3 1 Julien DARRAS	SI		1:51.031	+0.312 +0.075
4 3 Nikita TROITCKII	SI		1:51.067	+0.348 +0.036
5 8 Gabriel AUBRY	SI		1:51.093	+0.374 +0.026
6 21 Alexey KORNEEV	SI		1:51.449	+0.730 +0.356
7 5 Julien ANDLAUER	CJ		1:51.554	+0.835 +0.105
8 14 Simo LAAKSONEN	SI		1:51.557	+0.838 +0.003
9 9 Reuben KRESSNER	SI		1:51.694	+0.975 +0.137
10 27 Giuliano ALESI	CJ		1:51.784	+1.065 +0.090
11 13 Kami LALIBERTE	CJ		1:51.792	+1.073 +0.008
12 15 Axel MATUS	SI		1:51.910	+1.191 +0.118
13 16 Hugo SUGNOT-DARNICH	CJ		1:51.945	+1.226 +0.035
14 4 Yifei YE	CJ		1:51.974	+1.255 +0.029
15 6 Louis GACHOT	CJ		1:51.982	+1.263 +0.008
16 17 Nerses ISAAKYAN	SI		1:52.075	+1.356 +0.093
17 2 Théophile SENEGAS	SI		1:52.735	+2.016 +0.660
18 19 Jose SIERRA	SI		1:53.018	+2.299 +0.283
19 10 Michael BENYAHIA	CJ		1:53.554	+2.835 +0.536

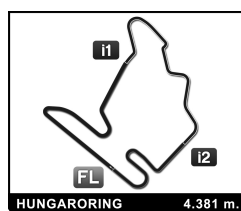
Fastest Lap	Lap 4	Valentin MOINEAULT	1:50.683	142.5 Kph
-------------	-------	--------------------	----------	-----------

Published at: .....

Track Status:

**DRY**

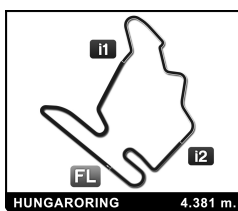
Race Director:	Timekeeper:
----------------	-------------



CHAMPIONNAT DE FRANCE F4  
HUNGARORING  
QUALIFYING

HUNGARORING 4.381 m. Best Sector Times

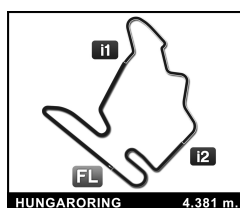
SECTOR 1			SECTOR 2			SECTOR 3			Pos	Driver	Ideal Lap	Best Lap
Pos	Driver	Time	Driver	Time	Driver	Time						
1	7 V.MOINEAULT	40.275	11 S.FENESTRAZ	39.857	7 V.MOINEAULT	30.133	1	7 V.MOINEAULT	1'50.470	1:50.683	(1)	
2	8 G.AUBRY	40.291	7 V.MOINEAULT	40.062	3 N.TROITCKII	30.162	2	8 G.AUBRY	1'50.711	1:50.795	(3)	
3	3 N.TROITCKII	40.334	8 G.AUBRY	40.066	1 J.DARRAS	30.177	3	1 J.DARRAS	1'50.727	1:50.897	(4)	
4	17 N.ISAAKYAN	40.347	1 J.DARRAS	40.160	14 S.LAAKSONEN	30.270	4	3 N.TROITCKII	1'50.728	1:51.006	(5)	
5	21 A.KORNEEV	40.383	5 J.ANDLAUER	40.185	13 K.LALIBERTE	30.341	5	11 S.FENESTRAZ	1'50.741	1:50.793	(2)	
6	1 J.DARRAS	40.390	4 Y.YE	40.187	8 G.AUBRY	30.354	6	5 J.ANDLAUER	1'51.130	1:51.395	(7)	
7	6 L.GACHOT	40.421	3 N.TROITCKII	40.232	5 J.ANDLAUER	30.366	7	13 K.LALIBERTE	1'51.146	1:51.615	(14)	
8	27 G.ALES	40.471	13 K.LALIBERTE	40.259	11 S.FENESTRAZ	30.396	8	21 A.KORNEEV	1'51.229	1:51.387	(6)	
9	9 R.KRESSNER	40.482	9 R.KRESSNER	40.362	21 A.KORNEEV	30.401	9	14 S.LAAKSONEN	1'51.259	1:51.526	(9)	
10	11 S.FENESTRAZ	40.488	15 A.MATUS	40.393	6 L.GACHOT	30.473	10	4 Y.YE	1'51.340	1:51.597	(13)	
11	16 H.SUGNOT-DARNICHE	40.507	16 H.SUGNOT-DARNICHE	40.428	4 Y.YE	30.503	11	17 N.ISAAKYAN	1'51.389	1:51.591	(12)	
12	15 A.MATUS	40.540	14 S.LAAKSONEN	40.443	27 G.ALES	30.527	12	6 L.GACHOT	1'51.398	1:51.810	(15)	
13	13 K.LALIBERTE	40.546	21 A.KORNEEV	40.445	16 H.SUGNOT-DARNICHE	30.559	13	9 R.KRESSNER	1'51.429	1:51.570	(10)	
14	14 S.LAAKSONEN	40.546	17 N.ISAAKYAN	40.475	17 N.ISAAKYAN	30.567	14	16 H.SUGNOT-DARNICHE	1'51.494	1:51.510	(8)	
15	5 J.ANDLAUER	40.579	6 L.GACHOT	40.504	15 A.MATUS	30.572	15	15 A.MATUS	1'51.505	1:51.865	(16)	
16	4 Y.YE	40.650	27 G.ALES	40.562	9 R.KRESSNER	30.585	16	27 G.ALES	1'51.560	1:51.579	(11)	
17	19 J.SIERRA	40.751	2 T.SENEGAS	40.838	2 T.SENEGAS	30.650	17	2 T.SENEGAS	1'52.338	1:52.389	(17)	
18	10 M.BENYAHIA	40.839	19 J.SIERRA	40.897	19 J.SIERRA	30.751	18	19 J.SIERRA	1'52.399	1:52.959	(18)	
19	2 T.SENEGAS	40.850	10 M.BENYAHIA	41.118	10 M.BENYAHIA	30.872	19	10 M.BENYAHIA	1'52.829	1:53.013	(19)	



**CHAMPIONNAT DE FRANCE F4**  
**HUNGARORING**  
**QUALIFYING**

**Fastest Lap Sequence**

Practice Time	Driver	Team	Car	Class	Time	Kph	Lap
3:48.546	7 Valentin MOINEAULT			SI	<b>1:51.772</b>	141.1	2
5:39.265	7 Valentin MOINEAULT			SI	<b>1:50.719</b>	142.4	3
7:29.948	7 Valentin MOINEAULT			SI	<b>1:50.683</b>	142.5	4

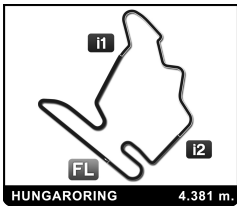


CHAMPIONNAT DE FRANCE F4  
HUNGARORING  
QUALIFYING

Analysis

■ Personal Best ■ Session Best B Crossing the finish line in pit lane

Lap	Time	Sector 1	Sector 2	Sector 3	Kph	Elapsed	Lap	Time	Sector 1	Sector 2	Sector 3	Kph	Elapsed
<b>1</b> Julien DARRAS FRA							7	1:52.292	41.153	40.636	30.503	140.5	14:32.389
1	2:17.522	1:01.790	44.654	31.078	114.7	2:17.522	8	1:51.597	40.650	40.187	30.760	141.3	16:23.986
2	1:52.626	41.290	40.951	30.385	140.0	4:10.148	9	1:51.974	40.888	40.442	30.644	140.9	18:15.960
3	1:51.152	40.692	40.283	30.177	141.9	6:01.300	10	1:56.822	42.860	42.397	31.565	135.0	20:12.782
4	1:50.897	40.437	40.180	30.300	142.2	7:52.197	11	1:55.616	40.972	43.530	31.114	136.4	22:08.398
5	1:51.031	40.390	40.306	30.335	142.0	9:43.228	12	1:52.748	40.942	41.283	30.523	139.9	24:01.146
6	1:51.394	40.765	40.354	30.275	141.6	11:34.622	13	1:52.351	40.904	40.784	30.663	140.4	25:53.497
7	1:59.049	43.361	44.783	30.905	132.5	13:33.671	14	1:53.017	41.383	40.820	30.814	139.6	27:46.514
8	1:53.052	40.746	41.193	31.113	139.5	15:26.723	15	1:52.971	41.211	40.907	30.853	139.6	29:39.485
9	1:51.266	40.436	40.388	30.442	141.7	17:17.989							
10	2:08.694 B	41.606	43.145	43.943	122.6	19:26.683	<b>5</b> Julien ANDLAUER FRA						
11	6:07.754	4:53.569	43.493	30.692	42.9	25:34.437	1	2:19.257	1:04.578	42.738	31.941	113.3	2:19.257
12	1:51.603	40.724	40.383	30.496	141.3	27:26.040	2	1:54.642	42.233	40.878	31.531	137.6	4:13.899
13	1:52.588	41.452	40.623	30.513	140.1	29:18.628	3	1:52.043	40.827	40.370	30.846	140.8	6:05.942
14	1:51.651	40.644	40.458	30.549	141.3	31:10.279	4	1:51.748	40.952	40.185	30.611	141.1	7:57.690
							5	1:51.554	40.651	40.517	30.386	141.4	9:49.244
							6	1:51.395	40.579	40.329	30.487	141.6	11:40.639
							7	2:14.689	48.249	54.916	31.524	117.1	13:55.328
							8	1:51.935	40.828	40.485	30.622	140.9	15:47.263
							9	2:08.050	55.006	42.028	31.016	123.2	17:55.313
							10	1:53.156	40.895	41.758	30.503	139.4	19:48.469
							11	1:51.581	40.776	40.439	30.386	141.3	21:40.050
							12	1:51.988	40.816	40.571	30.601	140.8	23:32.038
							13	1:52.285	40.831	40.835	30.619	140.5	25:24.323
							14	2:07.092	51.615	44.644	30.833	124.1	27:31.415
							15	1:52.352	40.736	40.660	30.956	140.4	29:23.767
							<b>6</b> Louis GACHOT GBR						
							1	2:26.642	1:07.849	44.507	34.286	107.6	2:26.642
							2	1:53.583	41.233	41.330	31.020	138.9	4:20.225
							3	1:52.069	40.770	40.826	30.473	140.7	6:12.294
							4	1:53.136	40.650	41.729	30.757	139.4	8:05.430
							5	1:52.259	40.874	40.679	30.706	140.5	9:57.689
							6	1:52.131	40.421	40.886	30.824	140.7	11:49.820
							7	2:10.696	48.351	50.876	31.469	120.7	14:00.516
							8	1:52.790	40.610	40.567	31.613	139.8	15:53.306
							9	1:56.075	41.804	43.706	30.565	135.9	17:49.381
							10	1:51.810	40.620	40.667	30.523	141.1	19:41.191
							11	1:52.109	40.638	40.989	30.482	140.7	21:33.300
							12	2:10.474	48.720	50.924	30.830	120.9	23:43.774
							13	1:52.827	40.959	41.364	30.504	139.8	25:36.601
							14	1:53.572	40.610	41.856	31.106	138.9	27:30.173
							15	1:52.316	40.747	41.049	30.520	140.4	29:22.489
							16	1:51.982	40.678	40.504	30.800	140.8	31:14.471
							<b>7</b> Valentin MOINEAULT FRA						
							1	1:56.774	44.535	41.736	30.503	135.1	1:56.774
							2	1:51.772	40.960	40.608	30.204	141.1	3:48.546
							3	1:50.719	40.524	40.062	30.133	142.4	5:39.265
							4	1:50.683	40.275	40.221	30.187	142.5	7:29.948
							5	1:55.866	43.965	41.729	30.172	136.1	9:25.814
							6	1:55.560	43.779	41.422	30.359	136.5	11:21.374
							7	1:50.873	40.316	40.261	30.296	142.2	13:12.247
<b>2</b> Théophile SENEGAS FRA													
1	3:17.469	2:02.933	42.366	32.170	79.9	3:17.469							
2	1:54.186	41.932	41.404	30.850	138.1	5:11.655							
3	1:52.735	40.999	40.838	30.898	139.9	7:04.390							
4	1:53.031	41.069	41.219	30.743	139.5	8:57.421							
5	1:52.988	40.930	40.880	31.178	139.6	10:50.409							
6	2:15.334	50.711	49.486	35.137	116.5	13:05.743							
7	2:06.363	45.155	47.059	34.149	124.8	15:12.106							
8	1:52.389	40.850	40.889	30.650	140.3	17:04.495							
9	1:59.048	40.928	45.889	32.231	132.5	19:03.543							
10	1:53.167	40.890	41.191	31.086	139.4	20:56.710							
11	2:07.311	47.740	47.065	32.506	123.9	23:04.021							
12	2:22.270 B	41.632	46.776	53.862	110.9	25:26.291							
<b>3</b> Nikita TROITCKII RUS													
1	2:51.657	1:17.108	59.162	35.387	91.9	2:51.657							
2	1:53.506	41.636	41.264	30.606	138.9	4:45.163							
3	1:51.598	40.559	40.717	30.322	141.3	6:36.761							
4	1:51.067	40.487	40.232	30.348	142.0	8:27.828							
5	1:51.243	40.521	40.463	30.259	141.8	10:19.071							
6	1:51.210	40.455	40.462	30.293	141.8	12:10.281							
7	1:51.271	40.533	40.332	30.406	141.7	14:01.552							
8	2:17.641	48.581	53.068	35.992	114.6	16:19.193							
9	1:51.006	40.597	40.247	30.162	142.1	18:10.199							
10	1:51.550	40.334	40.276	30.940	141.4	20:01.749							
11	1:52.030	40.582	40.893	30.555	140.8	21:53.779							
12	2:31.318 B	50.298	51.121	49.899	104.2	24:25.097							
<b>4</b> Yifei YE CHN													
1	2:55.168	1:19.358	1:00.081	35.729	90.0	2:55.168							
2	1:53.803	42.227	40.968	30.608	138.6	4:48.971							
3	1:52.399	41.145	40.728	30.526	140.3	6:41.370							
4	1:52.530	41.120	40.602	30.808	140.2	8:33.900							
5	2:04.041	40.958	40.468	42.615	127.1	10:37.941							
6	2:02.156	43.140	47.401	31.615	129.1	12:40.097							



CHAMPIONNAT DE FRANCE F4  
HUNGARORING  
QUALIFYING

Analysis

■ Personal Best ■ Session Best B Crossing the finish line in pit lane

Lap	Time	Sector 1	Sector 2	Sector 3	Kph	Elapsed
8	2:05.098 B	41.318	41.733	42.047	126.1	15:17.345
9	4:13.520	2:59.449	43.534	30.537	62.2	19:30.865
10	1:51.176	40.502	40.408	30.266	141.9	21:22.041
11	2:05.694	45.489	47.521	32.684	125.5	23:27.735
12	2:15.122	54.920	48.855	31.347	116.7	25:42.857
13	1:51.471	40.659	40.502	30.310	141.5	27:34.328

8 Gabriel AUBRY FRA						
Lap	Time	Sector 1	Sector 2	Sector 3	Kph	Elapsed
1	3:56.726	2:39.390	45.269	32.067	66.6	3:56.726
2	1:52.612	41.067	41.042	30.503	140.1	5:49.338
3	1:51.407	40.795	40.258	30.354	141.6	7:40.745
4	1:51.427	40.556	40.327	30.544	141.5	9:32.172
5	1:51.093	40.409	40.086	30.618	142.0	11:23.265
6	1:50.795	40.309	40.107	30.379	142.3	13:14.060
7	2:05.205	46.912	47.480	30.813	126.0	15:19.265
8	1:51.390	40.294	40.608	30.488	141.6	17:10.655
9	1:51.508	40.455	40.455	30.598	141.4	19:02.163
10	1:59.160 B	40.291	40.949	37.920	132.4	21:01.323

9 Reuben KRESSNER SWE						
Lap	Time	Sector 1	Sector 2	Sector 3	Kph	Elapsed
1	3:12.972	1:53.520	47.407	32.045	81.7	3:12.972
2	1:53.422	41.295	41.152	30.975	139.1	5:06.394
3	1:52.335	40.761	40.729	30.845	140.4	6:58.729
4	1:51.694	40.602	40.416	30.676	141.2	8:50.423
5	1:52.433	40.756	40.908	30.769	140.3	10:42.856
6	1:52.106	40.561	40.581	30.964	140.7	12:34.962
7	2:06.534	49.644	46.305	30.585	124.6	14:41.496
8	1:51.570	40.482	40.362	30.726	141.4	16:33.066
9	1:55.876	43.661	41.480	30.735	136.1	18:28.942
10	1:53.177	41.485	40.852	30.840	139.4	20:22.119
11	1:52.444	41.015	40.652	30.777	140.3	22:14.563
12	1:51.894	40.686	40.582	30.626	141.0	24:06.457
13	1:52.329	40.893	40.675	30.761	140.4	25:58.786
14	1:52.207	40.920	40.449	30.838	140.6	27:50.993
15	2:06.758	44.906	50.649	31.203	124.4	29:57.751

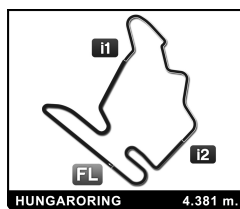
10 Michael BENYAHIA USA						
Lap	Time	Sector 1	Sector 2	Sector 3	Kph	Elapsed
1	2:20.296	1:00.349	46.120	33.827	112.4	2:20.296
2	1:56.166	42.001	42.417	31.748	135.8	4:16.462
3	1:54.762	41.539	41.671	31.552	137.4	6:11.224
4	1:54.981	41.199	41.964	31.818	137.2	8:06.205
5	1:53.013	40.913	41.118	30.982	139.6	9:59.218
6	1:53.588	41.021	41.364	31.203	138.8	11:52.806
7	1:54.656	41.141	42.049	31.466	137.6	13:47.462
8	2:02.881	49.481	42.235	31.165	128.3	15:50.343
9	1:53.562	40.922	41.444	31.196	138.9	17:43.905
10	1:53.694	40.948	41.506	31.240	138.7	19:37.599
11	1:54.038	40.839	41.838	31.361	138.3	21:31.637
12	2:02.065	46.396	44.538	31.131	129.2	23:33.702
13	1:54.188	41.911	41.405	30.872	138.1	25:27.890
14	1:53.598	41.013	41.414	31.171	138.8	27:21.488
15	2:02.793	47.552	41.845	33.396	128.4	29:24.281
16	1:53.554	40.921	41.395	31.238	138.9	31:17.835

11 Sacha FENESTRAZ FRA						
Lap	Time	Sector 1	Sector 2	Sector 3	Kph	Elapsed
1	2:01.509	48.309	42.130	31.070	129.8	2:01.509
2	1:52.461	41.228	40.613	30.620	140.2	3:53.970
3	1:51.486	40.889	40.150	30.447	141.5	5:45.456
4	1:51.534	40.640	40.162	30.732	141.4	7:36.990
5	1:50.793	40.540	39.857	30.396	142.4	9:27.783
6	1:50.956	40.488	40.022	30.446	142.1	11:18.739
7	1:51.171	40.537	40.188	30.446	141.9	13:09.910
8	2:08.698 B	44.484	42.387	41.827	122.5	15:18.608
9	6:42.317	5:29.231	41.943	31.143	39.2	22:00.925
10	1:52.057	40.979	40.471	30.607	140.7	23:52.982
11	1:51.776	40.785	40.474	30.517	141.1	25:44.758
12	1:51.728	40.659	40.632	30.437	141.2	27:36.486
13	1:51.547	40.764	40.337	30.446	141.4	29:28.033
14	1:51.433	40.690	40.262	30.481	141.5	31:19.466

13 Kami LALIBERTE CAN						
Lap	Time	Sector 1	Sector 2	Sector 3	Kph	Elapsed
1	2:18.589	1:03.246	43.805	31.538	113.8	2:18.589
2	1:52.729	40.959	41.008	30.762	139.9	4:11.318
3	1:52.836	40.804	40.259	31.773	139.8	6:04.154
4	1:52.386	40.800	40.906	30.680	140.3	7:56.540
5	1:51.813	40.570	40.724	30.519	141.1	9:48.353
6	1:51.615	40.794	40.375	30.446	141.3	11:39.968
7	1:51.792	40.546	40.802	30.444	141.1	13:31.760
8	2:04.009 B	41.200	42.403	40.406	127.2	15:35.769
9	6:58.915	5:46.640	41.783	30.492	37.6	22:34.684
10	1:52.395	41.159	40.895	30.341	140.3	24:27.079
11	1:52.238	41.034	40.655	30.549	140.5	26:19.317
12	1:51.946	40.812	40.383	30.751	140.9	28:11.263
13	1:52.250	40.968	40.698	30.584	140.5	30:03.513

14 Simo LAAKSONEN FIN						
Lap	Time	Sector 1	Sector 2	Sector 3	Kph	Elapsed
1	2:30.018	59.543	51.029	39.446	105.1	2:30.018
2	1:52.705	41.373	40.866	30.466	139.9	4:22.723
3	1:51.842	40.968	40.604	30.270	141.0	6:14.565
4	1:51.810	40.628	40.443	30.739	141.1	8:06.375
5	2:14.099	47.377	55.021	31.701	117.6	10:20.474
6	1:51.526	40.546	40.663	30.317	141.4	12:12.000
7	1:51.557	40.583	40.563	30.411	141.4	14:03.557
8	1:55.315	40.987	42.513	31.815	136.8	15:58.872
9	1:51.654	40.578	40.611	30.465	141.3	17:50.526
10	2:13.120	50.011	51.791	31.318	118.5	20:03.646
11	1:51.608	40.737	40.491	30.380	141.3	21:55.254
12	2:06.728 B	40.700	40.708	45.320	124.5	24:01.982
13	4:19.820	3:07.531	41.703	30.586	60.7	28:21.802
14	1:51.968	40.933	40.528	30.507	140.9	30:13.770

15 Axel MATUS MEX						
Lap	Time	Sector 1	Sector 2	Sector 3	Kph	Elapsed
1	3:09.726	1:55.597	42.960	31.169	83.1	3:09.726
2	1:52.692	41.234	40.628	30.830	140.0	5:02.418
3	1:51.965	40.790	40.529	30.646	140.9	6:54.383

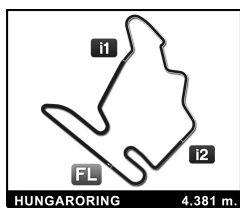


CHAMPIONNAT DE FRANCE F4  
HUNGARORING  
QUALIFYING

Analysis

■ Personal Best ■ Session Best B Crossing the finish line in pit lane

Lap	Time	Sector 1	Sector 2	Sector 3	Kph	Elapsed	Lap	Time	Sector 1	Sector 2	Sector 3	Kph	Elapsed
<b>16</b> Hugo SUGNOT-DARNICHE FRA													
1	2:11.934	57.664	42.334	31.936	119.5	2:11.934	11	2:21.932	1:00.226	45.586	36.120	111.1	23:35.322
2	1:53.905	41.561	41.287	31.057	138.5	4:05.839	12	1:54.269	41.462	41.658	31.149	138.0	25:29.591
3	1:52.436	41.143	40.703	30.590	140.3	5:58.275	13	1:53.809	41.336	41.508	30.965	138.6	27:23.400
4	1:52.091	40.837	40.695	30.559	140.7	7:50.366	14	1:53.044	41.206	40.962	30.876	139.5	29:16.444
5	1:51.510	40.507	40.428	30.575	141.4	9:41.876	15	1:53.018	41.097	41.170	30.751	139.5	31:09.462
6	1:57.094	42.805	40.697	33.592	134.7	11:38.970							
7	1:51.945	40.673	40.700	30.572	140.9	13:30.915							
8	1:57.177	44.289	41.335	31.553	134.6	15:28.092							
9	2:01.350 B	41.461	43.054	36.835	130.0	17:29.442							
10	6:44.300	5:22.678	47.767	33.855	39.0	24:13.742							
11	1:52.604	41.111	40.554	30.939	140.1	26:06.346							
12	1:55.647	40.925	42.493	32.229	136.4	28:01.993							
13	1:52.816	41.081	40.798	30.937	139.8	29:54.809							
14	2:02.181	40.831	46.351	34.999	129.1	31:56.990							
<b>17</b> Nerses ISAAKYAN RUS													
1	3:38.751	2:20.529	43.272	34.950	72.1	3:38.751	1	3:43.774	2:27.145	44.952	31.677	70.5	3:43.774
2	1:52.978	41.224	40.962	30.792	139.6	5:31.729	2	1:53.178	41.421	41.094	30.663	139.4	5:36.952
3	1:52.075	40.627	40.795	30.653	140.7	7:23.804	3	1:52.577	40.995	41.073	30.509	140.1	7:29.529
4	1:52.312	40.684	40.936	30.692	140.4	9:16.116	4	1:51.568	40.578	40.533	30.457	141.4	9:21.097
5	2:08.650	46.213	49.026	33.411	122.6	11:24.766	5	1:51.449	40.383	40.665	30.401	141.5	11:12.546
6	1:51.591	40.347	40.614	30.630	141.3	13:16.357	6	1:55.749	41.949	43.094	30.706	136.3	13:08.295
7	1:52.404	41.222	40.615	30.567	140.3	15:08.761	7	1:52.369	41.017	40.872	30.480	140.4	15:00.664
8	1:52.285	40.894	40.662	30.729	140.5	17:01.046	8	1:51.637	40.587	40.604	30.446	141.3	16:52.301
9	1:52.519	40.701	40.579	31.239	140.2	18:53.565	9	1:51.387	40.423	40.475	30.489	141.6	18:43.688
10	2:04.863	44.433	47.000	33.430	126.3	20:58.428	10	2:00.908	45.250	44.819	30.839	130.4	20:44.596
11	1:52.096	40.656	40.741	30.699	140.7	22:50.524	11	1:51.699	40.655	40.445	30.599	141.2	22:36.295
12	2:18.884 B	40.838	40.475	57.571	113.6	25:09.408	12	1:54.147	41.796	40.955	31.396	138.2	24:30.442
<b>19</b> Jose SIERRA MEX													
1	3:30.237	2:11.887	45.306	33.044	75.0	3:30.237	13	1:51.932	40.635	40.713	30.584	140.9	26:22.374
2	1:55.884	42.310	41.961	31.613	136.1	5:26.121							
3	1:53.580	41.304	41.117	31.159	138.9	7:19.701							
4	1:52.959	40.915	40.897	31.147	139.6	9:12.660							
5	1:53.388	41.156	41.317	30.915	139.1	11:06.048							
6	1:53.644	40.751	41.535	31.358	138.8	12:59.692							
7	2:21.865	56.216	52.634	33.015	111.2	15:21.557							
8	2:05.069	41.507	50.811	32.751	126.1	17:26.626							
9	1:53.732	41.356	41.149	31.227	138.7	19:20.358							
10	1:53.032	41.048	40.911	31.073	139.5	21:13.390							
<b>21</b> Alexey KORNEEV RUS													
1	3:43.774	2:27.145	44.952	31.677	70.5	3:43.774							
2	1:53.178	41.421	41.094	30.663	139.4	5:36.952							
3	1:52.577	40.995	41.073	30.509	140.1	7:29.529							
4	1:51.568	40.578	40.533	30.457	141.4	9:21.097							
5	1:51.449	40.383	40.665	30.401	141.5	11:12.546							
6	1:55.749	41.949	43.094	30.706	136.3	13:08.295							
7	1:52.369	41.017	40.872	30.480	140.4	15:00.664							
8	1:51.637	40.587	40.604	30.446	141.3	16:52.301							
9	1:51.387	40.423	40.475	30.489	141.6	18:43.688							
10	2:00.908	45.250	44.819	30.839	130.4	20:44.596							
11	1:51.699	40.655	40.445	30.599	141.2	22:36.295							
12	1:54.147	41.796	40.955	31.396	138.2	24:30.442							
13	1:51.932	40.635	40.713	30.584	140.9	26:22.374							
<b>27</b> Giuliano ALESI FRA													
1	2:05.369	51.149	42.659	31.561	125.8	2:05.369							
2	1:53.166	41.017	41.303	30.846	139.4	3:58.535							
3	1:52.428	40.950	40.771	30.707	140.3	5:50.963							
4	1:52.033	40.801	40.705	30.527	140.8	7:42.996							
5	1:52.631	40.627	41.239	30.765	140.0	9:35.627							
6	1:51.579	40.471	40.562	30.546	141.3	11:27.206							
7	1:51.935	40.623	40.784	30.528	140.9	13:19.141							
8	1:52.099	40.538	40.754	30.807	140.7	15:11.240							
9	2:04.906	46.036	48.013	30.857	126.3	17:16.146							
10	1:52.033	40.579	40.689	30.765	140.8	19:08.179							
11	1:51.784	40.491	40.575	30.718	141.1	20:59.963							
12	1:52.277	40.832	40.574	30.871	140.5	22:52.240							
13	2:31.203 B	46.985	49.785	54.433	104.3	25:23.443							



# HUNGARORING CHAMPIONNAT DE FRANCE F4 QUALIFYING

## Weather Report

